



# RFA GOVERNANCE BOARD REGULAR MEETING AGENDA

10:00 A.M. – Monday, March 26, 2018  
Fire Station #13 – 18002 108<sup>th</sup> Ave. S.E., Renton

1. Call Meeting to Order
2. Flag Salute
3. Roll Call
4. Agenda Modifications
  - Add Fire Benefit Charge Review Board to agenda after Announcements, Proclamations, and Presentations
5. Announcements, Proclamations, and Presentations
  - Promotion Ceremony
6. Fire Benefit Charge Review Board
7. Public Comment

*Members of the audience may comment on items relating to any matter related to RFA business under the Public Comment period. Comments are limited to three (3) minutes per person, and a total of fifteen (15) minutes per topic pursuant to the rules established under Section 8 of the Bylaws. Citizens may also speak on individual agenda items on the printed agenda at the time they are considered by the Board as requested by the Chair.*
8. Consent Agenda
  - Approval of [Minutes from the March 12, 2018](#) Regular Meeting
  - Approval of [Vouchers](#): AP Check Register 3/01/18 – 3/15/18, Payroll 2/16/18 – 2/28/18
9. Signing of Vouchers
10. Board Committee Reports
11. Board Member Reports
12. [Chief's Report](#)
13. Department Reports
  - Financial Report
    - [Financial Report by Expenditure Type](#)
    - [Financial Report by Division](#)

## GOVERNANCE BOARD REGULAR MEETING AGENDA

March 26, 2018

Page 2 of 2

- [Fire Marshal Report](#)
- [Response Operations Report](#)

### 14. Correspondence

- [Washington Fire Commissioners Association 2017 Annual Report](#)

### 15. Unfinished Business

### 16. New Business

- [Purchase of an E-One Engine](#)
- [Purchase of an E-One Aerial](#)

### 17. Good of the Order

### 18. Executive Session

### 19. Future Meetings:

- Monday, April 9, 2018, 10:00 a.m., Governance Board Regular Meeting, Fire Station #13 (18002 108<sup>th</sup> Ave., S.E., Renton)

### 20. Adjournment



**Renton Regional Fire Authority**

1055 South Grady Way

Renton, WA 98055

Office: (425) 430-7000

Fax: (425) 430-7044

**MINUTES**

**RFA Governance Board Regular Meeting & Benefit Charge Appeal Review Board**

**10:00 A.M. – Monday, March 12, 2018**

**Fire Station #13 – 18002 108<sup>th</sup> Ave. S.E., Renton**

---

**CALL TO ORDER AND FLAG SALUTE**

Governance Board Chair Meikle called the Regular Meeting to order at 10:00 a.m. and led the Pledge of Allegiance.

**ROLL CALL**

**Governance Board Members Present:**

Myron Meikle, Chair (Fire District 25)

Armondo Pavone, Vice Chair (City of Renton)

Kerry Abercrombie (Fire District 25)

Marcus Morrell (Fire District 25)

Ed Prince (City of Renton)

Linda Sartnurak (Nonvoting Advisory Position, Fire District 40)

**Governance Board Members Not Present:**

Don Persson (City of Renton)

**Administrative Staff Present:**

Attorney Brian Snure, Chief Rick Marshall, Deputy Chief Roy Gunsolus, Deputy Chief Chuck DeSmith, Director of Administration Samantha Babich, Fire Marshal Anjela St. John, Captains Mark Seaver, Will Aho, Erik Hammes, and Jeff Vollandt, Firefighters Krystofiak, Cline, Eychner, Weaver, and Le, Communications Manager Katie Lewis, and RFA Board Secretary Linda Mann.

A **MOTION** was made by Board Member Prince and **SECONDED** by Board Vice Chair Pavone to excuse absent Board Member Persson from the meeting. **MOTION CARRIED (5-0)**

**AGENDA MODIFICATIONS**

Add Fire Benefit Charge Review Board to agenda after Announcements, Proclamations, and Presentations.

**ANNOUNCEMENTS, PROCLAMATIONS, AND PRESENTATIONS**

There were no announcements, proclamations, or presentations.

**FIRE BENEFIT CHARGE REVIEW BOARD**

The Renton Regional Fire Authority Governing Board convened as the Benefit Charge Petitions Review Board pursuant to RCW 52.26.250. The Review Board will remain convened until Monday, March 26, 2018. The Review Board will hold two public hearings to receive petitions, the first was held on February 26, 2018 and the second is being held today, March 12, 2018.

## GOVERNANCE BOARD REGULAR MEETING MINUTES

March 12, 2018

Page 2 of 4

Chief Rick Marshall gave a Staff Report which highlighted the purpose of the public hearing, benefit charge basics, and summary of petitions.

### **Docketed Appeals:**

Sheridan Properties, Parcel #3340404395. Petitioner was not present at the Benefit Charge Petition Review Board. Sheridan is petitioning the calculation is in error and the effective response factor of 4.2 is unreasonable. Staff recommendation is to deny the Petitioner's request.

### **Other Appeals:**

There were no other petitioners present to address the Benefit Charge Petition Review Board.

### **DELIBERATIONS: EXECUTIVE SESSION**

A five minute Executive Session was called at 10:14 a.m. pursuant to RCW 42.30.140(2) to meet as a quasi-judicial body to evaluate the benefit charge petitions.

At 10:22 a.m., the Board Members reconvened.

### **ACTIONS**

A **MOTION** was made by Board Vice Chair Pavone and **SECONDED** by Board Member Prince to approve the Administrative Adjustments as recommended by staff. **MOTION CARRIED (5-0)**

A **MOTION** was made by Board Vice Chair Pavone and **SECONDED** by Board Member Prince to approve all Administrative Denials that were not petitioned to the Benefit Charge Review Board as recommended by staff. **MOTION CARRIED (5-0)**

A **MOTION** was made by Board Vice Chair Pavone and **SECONDED** by Board Member Prince directing staff and legal counsel to prepare a proposed order on the Gilroy Family LLC and Sheridan Properties petitions to be presented to the Board for final action during the March 26, 2018 Regular Meeting. **MOTION CARRIED (5-0)**

The Benefit Charge Petitions Review Board will now recess until reconvening at the March 26, 2018 Regular Board Meeting.

### **PUBLIC COMMENT**

There were no public comments.

### **CONSENT AGENDA**

#### Approval of Minutes

Board Member Abercrombie asked about the staff recommendation associated with Sheridan Properties. Since the Sheridan Properties petition wasn't discussed at the February 26<sup>th</sup> meeting, he recommended taking that piece out of the minutes. It was decided to strike that sentence.

A **MOTION** was made by Board Vice Chair Pavone and **SECONDED** by Board Member Prince to approve the Minutes from the February 26, 2018 Regular Meeting and the February 28, 2018 Special Meeting. **MOTION CARRIED (5-0)**

## GOVERNANCE BOARD REGULAR MEETING MINUTES

March 12, 2018

Page 3 of 4

### Approval of Vouchers:

A **MOTION** was made by Board Vice Chair Pavone and **SECONDED** by Board Member Prince to approve the vouchers which included the following:

- AP Check Register 2/16/18 - 2/28/18, Payroll 2/1/18 – 2/15/18. **MOTION CARRIED (5-0)**

### SIGNING OF VOUCHERS

The members of the Finance Committee signed the Voucher Approvals for March 12, 2018.

### BOARD COMMITTEE REPORTS

There were no Board Committee reports.

### BOARD MEMBER REPORTS

There were no Board Member reports.

### CHIEF'S REPORT

Chief Marshall's report included the following:

- Station 15 Groundbreaking – A Success!: The official groundbreaking for Station 15 took place on February 27. Speakers included Mayor Law, CAO Jay Covington, City Council President Ed Prince, and RRFA Chief Rick Marshall. The new station means great improvements in response time to the area and alleviating pressure from other stations.
- Logistics Update – Thermal Imaging Camera Selection: The process has started to replace aging thermal imaging cameras. To start the evaluation of TIC options, Captain Lercher from Maple Valley Fire invited manufacturers and sales representatives to present their products on March 1, to the Logistics Advisory Group. The next phase is testing the six TICs that were chosen. The final phase is rotating each TIC to the participating agencies for their feedback.
- Logistics Update – Surplus Process: The process has started to surplus RRFA equipment. It based on an Interagency Agreement that the RFA entered into with WA Department of Enterprise Services. DES picks up equipment that the RFA determine has value for surplus, facilitates the sale, and deposits any proceeds to our RRFA revenue account.
- Northwest Leadership Seminar: Eleven members of Renton Fire attended the 49<sup>th</sup> annual leadership conference for three days in Portland.
- 2018 Healthy Heart: Healthy Heart is alive and well. The RRFA and Valley Medical Center teamed up with Renton School District teachers to help students learn about living a healthy lifestyle. Firefighters provided free blood pressure and blood sugar screening for children. The firefighters also gave presentations on how the heart works, how firefighters work to revive people whose heart stops, and how to make healthy food choices and exercise. The screenings will continue through early April.

### DEPARTMENT REPORTS

There were no department reports.

### CORRESPONDENCE

There was no correspondence.

## GOVERNANCE BOARD REGULAR MEETING MINUTES

March 12, 2018

Page 4 of 4

### UNFINISHED BUSINESS

There was no unfinished business.

### NEW BUSINESS

#### *Resolution to Ratify and Confirm Participation in Deferred Compensation Plan:*

The RFA currently participates in a Deferred Compensation plan with the City of Renton. This is a mutually beneficial arrangement for employees of both agencies. Resolution 2018-1 ratifies and confirms the RFA's election to participate in the joint plan until such time as one of the parties decides to terminate participation with at least ninety days' advance notice.

A **MOTION** was made by Board Vice Chair Pavone and **SECONDED** by Board Member Prince to adopt Resolution #2018-1 Ratifying and Confirming Participation in the Deferred Compensation Plan with the City of Renton. **MOTION CARRIED (5-0)**

### GOOD OF THE ORDER

Board Member Abercrombie would like to meet to understand Collective Bargaining. Chief Marshall is going to send a document which gives an overview of what it is about. Both Board Member Abercrombie and Chief Marshall will be absent at the next meeting. Firefighter Krystofiak mentioned that the Firefighter Stairclimb took place on March 11 and that Local 864 raised approximately \$12,000 for the Leukemia and Lymphoma Society.

### EXECUTIVE SESSION

There was no executive session.

### FUTURE MEETINGS

The next regular meeting is scheduled for Monday, March 26, 2018, 10:00 a.m. at Fire Station #13 (18002 108<sup>th</sup> Ave. S.E., Renton).

### ADJOURNMENT

The meeting was adjourned at 10:40 a.m.

---

Myron Meikle, Board Chair

Recorded by: Linda Mann, RFA Board Secretary

**VOUCHER APPROVAL FOR MARCH 26<sup>TH</sup>, 2018 MEETING**

**AUDITING OFFICER CERTIFICATION**

I, the undersigned, do hereby certify under penalty of perjury that the materials have been furnished, the services rendered or the labor performed as described herein, that any advance payment is due and payable pursuant to a contract or is available as an option for full or partial fulfillment of a contractual obligation, and that the claim is a just, due and unpaid obligation against the Renton Regional Fire Authority, and that I am authorized to authenticate and certify said claim.

Auditing Officer: \_\_\_\_\_

Rick Marshall, Fire Chief

**AUDIT COMMITTEE**

The vouchers below have been reviewed and certified by individual departments and the RFA's Auditing Officer as required by RCW's 42.24.080 & 090, and a list of vouchers has been provided for review by the Finance Committee.

The undersigned members of the Finance Committee of the Renton Regional Fire Authority do hereby approve for payment accounts payable vouchers totaling \$980,420.26, payroll vouchers and direct deposits totaling \$495,689.32.

<b>A/P VOUCHERS</b>	<b>Payment Date</b>	<b>Numbers</b>	<b>Amount</b>
Checks	03/01/2018 - 03/15/2018	10117-10155	\$389,134.16
EFTs	03/01/2018 - 03/15/2018		\$115,039.68
Bank Drafts	03/01/2018 - 03/15/2018		\$476,246.42
<b>TOTAL A/P</b>			<b>\$980,420.26</b>

<b>PAYROLL VOUCHERS</b>		<b>No. of Vouchers</b>	<b>Amount</b>
Direct Deposits	3/9/2018	166	\$495,486.15
Payroll Checks	3/9/2018	2	\$203.17
<b>TOTAL PAYROLL</b>		<b>168</b>	<b>\$495,689.32</b>

<b>TOTAL CLAIMS</b>			<b>\$1,476,109.58</b>
---------------------	--	--	-----------------------

Renton Regional Fire Authority Finance Committee:

\_\_\_\_\_  
Kerry Abercrombie, Board Member

\_\_\_\_\_  
Ed Prince, Board Member

\_\_\_\_\_  
Myron Meikle, Chairperson

\_\_\_\_\_  
Marcus Morrell, Board Member

\_\_\_\_\_  
Don Persson, Board Member

\_\_\_\_\_  
Armondo Pavone, Board Member



## RENTON REGIONAL FIRE AUTHORITY

# M E M O R A N D U M

---

**DATE:** March 26, 2018

**TO:** Myron Meikle, Chairperson (Fire District 25)  
Kerry Abercrombie (Fire District 25)  
Marcus Morrell (Fire District 25)  
Ed Prince (City of Renton)  
Armondo Pavone (City of Renton)  
Don Persson (City of Renton)  
Linda Sartnurak (Non-voting Advisory Position, Fire District 40)

**FROM:** Roy Gunsolus, Deputy Fire Chief Response Operations

**SUBJECT:** Renton Regional Fire Authority Chief's Report

---

### 1. Member Accomplishments and Recent Promotions

This month we had several firefighters pass through an important milestone in their careers—the JATC program. This 36-month long program helps our new members go from entry level to journeyman firefighter. The completion of this program represents their dedication to over 6,000 hours of on the job training, five college courses and ongoing testing and training objectives above and beyond your normally assigned duties.

- |                  |                 |                  |
|------------------|-----------------|------------------|
| • Justin Bodolay | • Dylan Gyll    | • Angus Brackett |
| • Chris Bracken  | • Chris Borgen  | • Brandon Myking |
| • Nate Risen     | • Jeremy Tucker | • Alex Keith     |

In addition, I want to recognize Deputy Fire Marshal Ken Kiker. Ken successfully completed his IFSAC Fire Inspection certification – this is not a requirement for his position, but shows his commitment towards job growth and development.

Some recent promotions are:

Firefighter Marcus Rismiller to Lieutenant effective April 1

Lieutenant Dan Alexander to Captain effective April 1

Captain Mark Seaver to Battalion Chief effective April 1

Admin Secretary Tami Dauenhauer to Permit Technician effective March 16

Please join me in congratulating these amazing people!



## 2. Station Exhaust Systems

Health and Safety in the Fire House should be on everyone's radar, but with Support Services, it is their focus. Diesel exhaust is a carcinogen, and tiny particles generated in fossil fuel combustion can release cancer-causing chemicals (PAHs). Support Services provides our members with healthy gear, vehicles, and facilities, and they are held accountable to that.

For a decade, we have used the Nederman system with varying results. Here are some current issues we face:

- Three different systems for fan activation (Button on wall, opening of bay door, and remote transmitter).
- Magnet mounted on side of apparatus and capture hose that draws in exhaust fumes, but does not seal around exhaust pipe.
- Zero preventative maintenance on Nederman system.

Some good news:

- Haz-Mat 14 now has an exhaust attachment.
- All apparatus at Fire Station #12 will soon have transmitters for fan start up.
- Replaced broken magnet collars at station #13.
- Begin the move for a new laundry room at station #11.

RRFA's Gold Standard for diesel exhaust workflow will be:

- Always hooking up the current exhaust nozzle and assuring fan activation. Opening both doors for airflow on drive-through bays (Thanks Lt. Cantrell!), and hooking up when backing in apparatus. Also, immediately requesting service on broken or non-operating systems.
- Have bi-annual preventative service done to the system starting 2019.

We're also exploring the switch-over to the superior Plymovent system eventually in all current stations and thanks to the excellent work by Captain Aho and BC Mendenhall, our new Fire Station #15 will have a full Plymovent system installed for use by January 2019! This station will set the bar for Health and Safety in the Fire House in numerous areas. Thanks, Will and Shawn!



**Haz-Mat 14**



**Plymovent System hooked up to an existing Nederman rail**

### **3. House Fire in Kennydale Neighborhood**

On March 19, a neighbor called 911 to report smoke and flames from the back of a house south of his home. At 03:27, E12, E16, E11, BE9, L11, A12, B12, and B13 were dispatched to a two-story light weight constructed single family residence with no basement there located at on NE 25th St.

While enroute, dispatch advised responding units that side of house is starting to become engulfed in flames.


E12 arrived at 03:34 to find a fire on the Charlie side. They stretched a hand line and made an exterior attack over the back fence to the residence. They were in offensive strategy and performing a 360. L11 arrived at 03:37 and were tasked with checking for extension in the attic due to fire spread up the exterior of side Charlie. At 03:40, command called a tapped fire. Command was advised there was a patient with possible smoke inhalation and A12 was assigned patient care. A12 evaluated patient and left patient home with family.

Fire is still under investigation.

### **4. Patron Injury at Williams Ave Pub**

On March 21 at 13:29, Aid 12 was dispatched to a head injury at 214 Williams Ave South. What the aid crew found was a patient and ceiling collapse with the potential for more several structural damage.

The Williams Ave Pub had a partial collapse of an interior ceiling. There was one minor injury to a patron, which occurred during the ceiling collapse. The patient was treated and ultimately released on scene. With the assistance of the building department and Fire Marshal St. John, the business has been shut down until proper repairs can be made.





# Renton Regional Fire Authority

## Budget Report

### Group Summary

For Fiscal: 2018 Period Ending: 02/28/2018

ExpenditureDetail;RevenueDetail...	Original Total Budget	Current Total Budget	Period Activity	Fiscal Activity	Variance Favorable (Unfavorable)	Percent Used
<b>Fund: 001 - Operating Fund</b>						
<b>Revenue</b>						
100 - Property Tax	16,588,664.00	16,588,664.00	131,061.48	131,061.48	-16,457,602.52	0.79 %
101 - Property Tax - Delinquent	0.00	0.00	19,522.23	45,648.32	45,648.32	0.00 %
102 - Leasehold Excise Taxes	15,000.00	15,000.00	900.30	900.30	-14,099.70	6.00 %
103 - KC EMS Levy	1,149,842.00	1,149,842.00	0.00	0.00	-1,149,842.00	0.00 %
104 - Fire Benefit Charge	14,525,029.00	14,525,029.00	114,442.81	134,840.00	-14,390,189.00	0.93 %
105 - FD 40 Contract	4,961,535.00	4,961,535.00	0.00	0.00	-4,961,535.00	0.00 %
106 - Fire Protection Services - Schools	41,000.00	41,000.00	0.00	0.00	-41,000.00	0.00 %
200 - Training Reimburse	0.00	0.00	0.00	975.69	975.69	0.00 %
203 - Ambulance Services Contract	60,000.00	60,000.00	10,000.00	15,000.00	-45,000.00	25.00 %
300 - Reinspection Fee	13,000.00	13,000.00	450.00	1,735.00	-11,265.00	13.35 %
301 - Inspection Overtime Reimburse	500.00	500.00	187.50	187.50	-312.50	37.50 %
303 - Fire Code Permits	189,700.00	189,700.00	0.00	0.00	-189,700.00	0.00 %
304 - Construction Permits	25,000.00	25,000.00	0.00	0.00	-25,000.00	0.00 %
305 - Fire Protection System Permits	90,000.00	90,000.00	0.00	0.00	-90,000.00	0.00 %
306 - False Alarm	10,000.00	10,000.00	600.00	2,810.00	-7,190.00	28.10 %
400 - Investment Income	15,000.00	15,000.00	3,272.19	14,031.73	-968.27	93.54 %
600 - Rents - Received	16,000.00	16,000.00	0.00	0.00	-16,000.00	0.00 %
700 - Misc Fire Revenue	0.00	0.00	0.00	5.00	5.00	0.00 %
901 - Federal Grants Indirect	3,000.00	3,000.00	0.00	0.00	-3,000.00	0.00 %
902 - FEMA Public Assistance Disaster Grant	0.00	0.00	0.00	16,031.47	16,031.47	0.00 %
<b>Revenue Total:</b>	<b>37,703,270.00</b>	<b>37,703,270.00</b>	<b>280,436.51</b>	<b>363,226.49</b>	<b>-37,340,043.51</b>	<b>0.96 %</b>
<b>Expense</b>						
100 - Salaries	19,172,930.00	19,172,930.00	2,075,756.08	3,386,636.65	15,786,293.35	17.66 %
101 - Separation Pay	299,554.00	299,554.00	0.00	26,940.87	272,613.13	8.99 %
110 - Overtime	1,508,346.00	1,508,346.00	72,360.60	190,430.32	1,317,915.68	12.63 %
111 - Acting Pay Overtime	187,126.00	187,126.00	13,667.07	28,082.55	159,043.45	15.01 %
112 - Promotions/Onboarding Overtime	41,705.00	41,705.00	1,272.06	1,272.06	40,432.94	3.05 %
113 - Explorer Program Overtime	3,750.00	3,750.00	226.16	694.15	3,055.85	18.51 %
114 - Meeting Overtime	65,760.00	65,760.00	3,281.96	22,018.38	43,741.62	33.48 %
115 - Physicals Overtime	28,080.00	28,080.00	0.00	636.81	27,443.19	2.27 %
116 - Community Outreach Overtime	59,383.00	59,383.00	4,826.09	4,997.95	54,385.05	8.42 %
117 - Union Business Overtime	10,000.00	10,000.00	311.38	1,520.13	8,479.87	15.20 %
200 - FICA	411,910.00	411,910.00	40,933.78	69,807.67	342,102.33	16.95 %
201 - Workers Comp	846,426.00	846,426.00	54,612.80	103,633.24	742,792.76	12.24 %
210 - Pension Retirement	1,286,315.00	1,286,315.00	127,659.10	217,940.20	1,068,374.80	16.94 %
220 - Group Life Insurance	46,885.00	46,885.00	3,461.42	6,863.87	40,021.13	14.64 %
221 - Longterm Disability	18,890.00	18,890.00	1,307.46	2,485.13	16,404.87	13.16 %
230 - Medical Insurance	3,247,433.00	3,247,433.00	226,786.08	445,802.57	2,801,630.43	13.73 %
231 - Medical Insurance - LEOFF	45,281.00	45,281.00	3,175.84	6,275.68	39,005.32	13.86 %
232 - VEBA	744,419.00	744,419.00	50,219.32	100,566.24	643,852.76	13.51 %
240 - Uniform Allowance	169,098.00	169,098.00	150,088.00	150,088.00	19,010.00	88.76 %
241 - Health & Wellness	16,200.00	16,200.00	1,420.00	2,780.00	13,420.00	17.16 %
300 - Office Supplies	18,800.00	18,800.00	2,295.46	3,069.20	15,730.80	16.33 %
301 - Recognition Supplies	563.00	563.00	0.00	0.00	563.00	0.00 %
302 - Manuals/Books	9,990.00	9,990.00	1,409.00	2,781.41	7,208.59	27.84 %
303 - Uniforms	2,060.00	2,060.00	0.00	0.00	2,060.00	0.00 %
304 - Food	3,240.00	3,240.00	232.60	1,250.38	1,989.62	38.59 %
305 - Branding Supplies	4,000.00	4,000.00	0.00	0.00	4,000.00	0.00 %
306 - Misc Supplies	9,500.00	9,500.00	1,001.00	1,150.44	8,349.56	12.11 %
310 - Unleaded Fuel	800.00	800.00	0.00	0.00	800.00	0.00 %

## Budget Report

For Fiscal: 2018 Period Ending: 02/28/2018

ExpenditureDetail;RevenueDetail...	Original Total Budget	Current Total Budget	Period Activity	Fiscal Activity	Variance Favorable (Unfavorable)	Percent Used
320 - Small Tools	155,734.00	155,734.00	3,615.41	4,049.97	151,684.03	2.60 %
321 - Computer/Electronics	41,900.00	41,900.00	1,170.74	1,170.74	40,729.26	2.79 %
322 - Software	6,900.00	6,900.00	0.00	0.00	6,900.00	0.00 %
323 - PPE/Safety Gear	245,678.00	245,678.00	33,939.29	34,397.52	211,280.48	14.00 %
330 - Operating Supplies	122,613.00	122,613.00	9,148.35	28,072.18	94,540.82	22.89 %
331 - Repair Parts	25,610.00	25,610.00	8,172.55	8,172.55	17,437.45	31.91 %
340 - Facilities-Furnishing	900.00	900.00	0.00	0.00	900.00	0.00 %
350 - Appliance	5,550.00	5,550.00	0.00	0.00	5,550.00	0.00 %
400 - Professional Services	911,581.00	911,581.00	13,003.18	154,928.10	756,652.90	17.00 %
401 - Legal Services	100,000.00	100,000.00	3,511.00	5,535.00	94,465.00	5.54 %
402 - Health Services	109,245.00	109,245.00	0.00	48,993.00	60,252.00	44.85 %
403 - Branding Services	8,000.00	8,000.00	391.28	471.27	7,528.73	5.89 %
404 - Accounting/Auditing	20,000.00	20,000.00	0.00	1,259.38	18,740.62	6.30 %
405 - Cash Mgmt Fees	2,500.00	2,500.00	350.36	514.99	1,985.01	20.60 %
406 - Advertising	2,000.00	2,000.00	0.00	0.00	2,000.00	0.00 %
407 - ILA	2,589,955.00	2,589,955.00	0.00	0.00	2,589,955.00	0.00 %
408 - IT Services	105,800.00	105,800.00	6,437.50	26,532.16	79,267.84	25.08 %
410 - Postage/Shipping	3,780.00	3,780.00	213.48	222.58	3,557.42	5.89 %
412 - Telephone	18,300.00	18,300.00	0.00	0.00	18,300.00	0.00 %
413 - Data Plan	590.00	590.00	640.16	640.16	-50.16	108.50 %
420 - Travel	45,917.00	45,917.00	1,025.95	1,439.55	44,477.45	3.14 %
421 - Mileage	1,770.00	1,770.00	0.00	0.00	1,770.00	0.00 %
430 - Training/Registration	76,613.00	76,613.00	2,178.00	8,860.00	67,753.00	11.56 %
440 - Contracted Repair/Maint	29,000.00	29,000.00	0.00	75.90	28,924.10	0.26 %
450 - Liability Insurance	112,000.00	112,000.00	0.00	2,259.00	109,741.00	2.02 %
460 - FBC Collection Fee	300,000.00	300,000.00	2,534.93	69,536.14	230,463.86	23.18 %
462 - Memberships	8,879.00	8,879.00	549.00	6,961.00	1,918.00	78.40 %
463 - Subscriptions	572.00	572.00	0.00	0.00	572.00	0.00 %
464 - Printing Services	2,500.00	2,500.00	16,236.60	16,560.40	-14,060.40	662.42 %
465 - Misc Contracts	62,019.00	62,019.00	69,540.10	69,540.10	-7,521.10	112.13 %
466 - Meal/Incidental Expense	4,940.00	4,940.00	28.58	2,105.02	2,834.98	42.61 %
467 - Certification	12,580.00	12,580.00	7,886.18	7,961.18	4,618.82	63.28 %
480 - Equipment Lease	5,200.00	5,200.00	0.00	0.00	5,200.00	0.00 %
481 - Property Lease	22,200.00	22,200.00	0.00	0.00	22,200.00	0.00 %
800 - Interest	16,000.00	16,000.00	0.00	0.00	16,000.00	0.00 %
901 - Transfer Out for Contingency	90,000.00	90,000.00	0.00	0.00	90,000.00	0.00 %
902 - Transfer Out for Operating Reserve	2,500,000.00	2,500,000.00	0.00	0.00	2,500,000.00	0.00 %
903 - Transfer Out for IT Reserve	200,000.00	200,000.00	16,660.00	33,320.00	166,680.00	16.66 %
904 - Transfer Out for Fleet Reserve	600,000.00	600,000.00	49,980.00	99,960.00	500,040.00	16.66 %
905 - Transfer Out for Small Tools Reserve	306,000.00	306,000.00	25,489.80	50,979.60	255,020.40	16.66 %
906 - Transfer Out for Facilities Reserve	572,000.00	572,000.00	47,647.60	95,295.20	476,704.80	16.66 %
<b>Expense Total:</b>	<b>37,703,270.00</b>	<b>37,703,270.00</b>	<b>3,156,653.30</b>	<b>5,557,536.59</b>	<b>32,145,733.41</b>	<b>14.74 %</b>
<b>Fund: 001 - Operating Fund Surplus (Deficit):</b>	<b>0.00</b>	<b>0.00</b>	<b>-2,876,216.79</b>	<b>-5,194,310.10</b>	<b>-5,194,310.10</b>	<b>0.00 %</b>

**Budget Report**

**For Fiscal: 2018 Period Ending: 02/28/2018**

ExpenditureDetail;RevenueDetail...		Original Total Budget	Current Total Budget	Period Activity	Fiscal Activity	Variance Favorable (Unfavorable)	Percent Used
<b>Fund: 002 - Contingency Fund</b>							
<b>Revenue</b>							
400 - Investment Income		0.00	0.00	186.33	186.33	186.33	0.00 %
<b>Revenue Total:</b>		<b>0.00</b>	<b>0.00</b>	<b>186.33</b>	<b>186.33</b>	<b>186.33</b>	<b>0.00 %</b>
<b>Fund: 002 - Contingency Fund Total:</b>		<b>0.00</b>	<b>0.00</b>	<b>186.33</b>	<b>186.33</b>	<b>186.33</b>	<b>0.00 %</b>

**Budget Report**

**For Fiscal: 2018 Period Ending: 02/28/2018**

ExpenditureDetail;RevenueDetail...	Original Total Budget	Current Total Budget	Period Activity	Fiscal Activity	Variance Favorable (Unfavorable)	Percent Used
<b>Fund: 301 - Capital Fund</b>						
<b>Revenue</b>						
400 - Investment Income	0.00	0.00	6,639.75	6,639.75	6,639.75	0.00 %
990 - Interfund Transfer In	1,715,760.00	1,715,760.00	139,777.40	279,554.80	-1,436,205.20	16.29 %
<b>Revenue Total:</b>	<b>1,715,760.00</b>	<b>1,715,760.00</b>	<b>146,417.15</b>	<b>286,194.55</b>	<b>-1,429,565.45</b>	<b>16.68 %</b>
<b>Expense</b>						
600 - Vehicle	1,137,760.00	1,137,760.00	0.00	0.00	1,137,760.00	0.00 %
610 - Equipment	306,000.00	306,000.00	23,380.24	128,623.76	177,376.24	42.03 %
620 - Facility Improvement	272,000.00	272,000.00	0.00	0.00	272,000.00	0.00 %
<b>Expense Total:</b>	<b>1,715,760.00</b>	<b>1,715,760.00</b>	<b>23,380.24</b>	<b>128,623.76</b>	<b>1,587,136.24</b>	<b>7.50 %</b>
<b>Fund: 301 - Capital Fund Surplus (Deficit):</b>	<b>0.00</b>	<b>0.00</b>	<b>123,036.91</b>	<b>157,570.79</b>	<b>157,570.79</b>	<b>0.00 %</b>

**Budget Report**

**For Fiscal: 2018 Period Ending: 02/28/2018**

ExpenditureDetail;RevenueDetail...	Original Total Budget	Current Total Budget	Period Activity	Fiscal Activity	Variance Favorable (Unfavorable)	Percent Used
<b>Fund: 610 - IAFF H&amp;W Program Fund</b>						
<b>Revenue</b>						
400 - Investment Income	0.00	0.00	178.48	178.48	178.48	0.00 %
705 - Employee/Employer Contribution	0.00	0.00	2,130.00	4,170.00	4,170.00	0.00 %
<b>Revenue Total:</b>	<b>0.00</b>	<b>0.00</b>	<b>2,308.48</b>	<b>4,348.48</b>	<b>4,348.48</b>	<b>0.00 %</b>
<b>Fund: 610 - IAFF H&amp;W Program Fund Total:</b>	<b>0.00</b>	<b>0.00</b>	<b>2,308.48</b>	<b>4,348.48</b>	<b>4,348.48</b>	<b>0.00 %</b>
<b>Report Surplus (Deficit):</b>	<b>0.00</b>	<b>0.00</b>	<b>-2,750,685.07</b>	<b>-5,032,204.50</b>	<b>-5,032,204.50</b>	<b>0.00 %</b>

## Fund Summary

Fund	Original Total Budget	Current Total Budget	Period Activity	Fiscal Activity	Variance Favorable (Unfavorable)
001 - Operating Fund	0.00	0.00	-2,876,216.79	-5,194,310.10	-5,194,310.10
002 - Contingency Fund	0.00	0.00	186.33	186.33	186.33
301 - Capital Fund	0.00	0.00	123,036.91	157,570.79	157,570.79
610 - IAFF H&W Program Fund	0.00	0.00	2,308.48	4,348.48	4,348.48
Report Surplus (Deficit):	0.00	0.00	-2,750,685.07	-5,032,204.50	-5,032,204.50





# Renton Regional Fire Authority

## Budget Report By Division

### Group Summary

For Fiscal: 2018 Period Ending: 02/28/2018

ExpenditureDetail;RevenueDetail...	Original Total Budget	Current Total Budget	Period Activity	Fiscal Activity	Variance Favorable (Unfavorable)	Percent Used
<b>RevDivision: 00 - General</b>						
<b>Revenue</b>						
100 - Property Tax	16,588,664.00	16,588,664.00	131,061.48	131,061.48	-16,457,602.52	0.79 %
101 - Property Tax - Delinquent	0.00	0.00	19,522.23	45,648.32	45,648.32	0.00 %
102 - Leasehold Excise Taxes	15,000.00	15,000.00	900.30	900.30	-14,099.70	6.00 %
103 - KC EMS Levy	1,149,842.00	1,149,842.00	0.00	0.00	-1,149,842.00	0.00 %
104 - Fire Benefit Charge	14,525,029.00	14,525,029.00	114,442.81	134,840.00	-14,390,189.00	0.93 %
105 - FD 40 Contract	4,961,535.00	4,961,535.00	0.00	0.00	-4,961,535.00	0.00 %
106 - Fire Protection Services - Schools	41,000.00	41,000.00	0.00	0.00	-41,000.00	0.00 %
400 - Investment Income	15,000.00	15,000.00	3,272.19	14,031.73	-968.27	93.54 %
401 - Realized Gains Losses on Investments	0.00	0.00	0.00	0.00	0.00	0.00 %
402 - Unrealized Gains Losses on Investments	0.00	0.00	0.00	0.00	0.00	0.00 %
500 - Private Contribution/Donation	0.00	0.00	0.00	0.00	0.00	0.00 %
600 - Rents - Received	16,000.00	16,000.00	0.00	0.00	-16,000.00	0.00 %
700 - Misc Fire Revenue	0.00	0.00	0.00	5.00	5.00	0.00 %
701 - Jury Duty Reimburse	0.00	0.00	0.00	0.00	0.00	0.00 %
702 - Sale of Scrap/Junk	0.00	0.00	0.00	0.00	0.00	0.00 %
703 - Compensation for Capital Assets Loss	0.00	0.00	0.00	0.00	0.00	0.00 %
704 - Insu Recoveries for Non Capital Assets	0.00	0.00	0.00	0.00	0.00	0.00 %
800 - Intergovernmental Loan	0.00	0.00	0.00	0.00	0.00	0.00 %
900 - WA State Grants from Other Agencies	0.00	0.00	0.00	0.00	0.00	0.00 %
901 - Federal Grants Indirect	3,000.00	3,000.00	0.00	0.00	-3,000.00	0.00 %
990 - Interfund Transfer In	0.00	0.00	0.00	0.00	0.00	0.00 %
<b>Revenue Total:</b>	<b>37,315,070.00</b>	<b>37,315,070.00</b>	<b>269,199.01</b>	<b>326,486.83</b>	<b>-36,988,583.17</b>	<b>0.87 %</b>
<b>Expense</b>						
800 - Interest	16,000.00	16,000.00	0.00	0.00	16,000.00	0.00 %
900 - Interfund Transfer Out	0.00	0.00	0.00	0.00	0.00	0.00 %
901 - Transfer Out for Contingency	90,000.00	90,000.00	0.00	0.00	90,000.00	0.00 %
902 - Transfer Out for Operating Reserve	2,500,000.00	2,500,000.00	0.00	0.00	2,500,000.00	0.00 %
903 - Transfer Out for IT Reserve	200,000.00	200,000.00	16,660.00	33,320.00	166,680.00	16.66 %
904 - Transfer Out for Fleet Reserve	600,000.00	600,000.00	49,980.00	99,960.00	500,040.00	16.66 %
905 - Transfer Out for Small Tools Reserve	306,000.00	306,000.00	25,489.80	50,979.60	255,020.40	16.66 %
906 - Transfer Out for Facilities Reserve	572,000.00	572,000.00	47,647.60	95,295.20	476,704.80	16.66 %
<b>Expense Total:</b>	<b>4,284,000.00</b>	<b>4,284,000.00</b>	<b>139,777.40</b>	<b>279,554.80</b>	<b>4,004,445.20</b>	<b>6.53 %</b>
<b>ExpDivision: 00 - General Surplus (Deficit):</b>	<b>33,031,070.00</b>	<b>33,031,070.00</b>	<b>129,421.61</b>	<b>46,932.03</b>	<b>-32,984,137.97</b>	<b>0.14 %</b>

## Budget Report By Division

For Fiscal: 2018 Period Ending: 02/28/2018

ExpenditureDetail;RevenueDetail...	Original Total Budget	Current Total Budget	Period Activity	Fiscal Activity	Variance Favorable (Unfavorable)	Percent Used
<b>ExpDivision: 01 - Administration</b>						
<b>Expense</b>						
100 - Salaries	1,180,403.00	1,180,403.00	79,395.14	156,053.70	1,024,349.30	13.22 %
101 - Separation Pay	0.00	0.00	0.00	0.00	0.00	0.00 %
110 - Overtime	2,000.00	2,000.00	0.00	0.00	2,000.00	0.00 %
200 - FICA	74,640.00	74,640.00	4,857.52	9,518.83	65,121.17	12.75 %
201 - Workers Comp	9,522.00	9,522.00	607.76	1,207.20	8,314.80	12.68 %
202 - Unemployment	0.00	0.00	0.00	0.00	0.00	0.00 %
210 - Pension Retirement	131,258.00	131,258.00	8,601.26	17,059.17	114,198.83	13.00 %
220 - Group Life Insurance	3,248.00	3,248.00	223.94	436.72	2,811.28	13.45 %
221 - Longterm Disability	9,774.00	9,774.00	588.90	1,158.72	8,615.28	11.86 %
230 - Medical Insurance	218,257.00	218,257.00	12,984.00	26,021.18	192,235.82	11.92 %
231 - Medical Insurance - LEOFF	45,281.00	45,281.00	3,175.84	6,275.68	39,005.32	13.86 %
232 - VEBA	53,027.00	53,027.00	3,064.98	6,129.96	46,897.04	11.56 %
240 - Uniform Allowance	0.00	0.00	0.00	0.00	0.00	0.00 %
241 - Health & Wellness	0.00	0.00	0.00	0.00	0.00	0.00 %
300 - Office Supplies	13,200.00	13,200.00	2,202.42	2,946.72	10,253.28	22.32 %
301 - Recognition Supplies	563.00	563.00	0.00	0.00	563.00	0.00 %
302 - Manuals/Books	500.00	500.00	0.00	0.00	500.00	0.00 %
303 - Uniforms	2,060.00	2,060.00	0.00	0.00	2,060.00	0.00 %
304 - Food	1,600.00	1,600.00	232.60	232.60	1,367.40	14.54 %
305 - Branding Supplies	4,000.00	4,000.00	0.00	0.00	4,000.00	0.00 %
306 - Misc Supplies	1,800.00	1,800.00	391.58	437.12	1,362.88	24.28 %
320 - Small Tools	0.00	0.00	0.00	0.00	0.00	0.00 %
321 - Computer/Electronics	41,900.00	41,900.00	1,170.74	1,170.74	40,729.26	2.79 %
322 - Software	6,900.00	6,900.00	0.00	0.00	6,900.00	0.00 %
400 - Professional Services	140,000.00	140,000.00	0.00	0.00	140,000.00	0.00 %
401 - Legal Services	100,000.00	100,000.00	3,511.00	5,535.00	94,465.00	5.54 %
402 - Health Services	109,245.00	109,245.00	0.00	48,993.00	60,252.00	44.85 %
403 - Branding Services	8,000.00	8,000.00	391.28	471.27	7,528.73	5.89 %
404 - Accounting/Auditing	20,000.00	20,000.00	0.00	1,259.38	18,740.62	6.30 %
405 - Cash Mgmt Fees	2,500.00	2,500.00	350.36	514.99	1,985.01	20.60 %
406 - Advertising	2,000.00	2,000.00	0.00	0.00	2,000.00	0.00 %
407 - ILA	859,488.00	859,488.00	0.00	0.00	859,488.00	0.00 %
408 - IT Services	105,800.00	105,800.00	6,437.50	26,532.16	79,267.84	25.08 %
410 - Postage/Shipping	2,820.00	2,820.00	187.00	196.10	2,623.90	6.95 %
411 - Internet	0.00	0.00	0.00	0.00	0.00	0.00 %
412 - Telephone	18,300.00	18,300.00	0.00	0.00	18,300.00	0.00 %
413 - Data Plan	590.00	590.00	640.16	640.16	-50.16	108.50 %
420 - Travel	20,905.00	20,905.00	180.75	594.35	20,310.65	2.84 %
421 - Mileage	500.00	500.00	0.00	0.00	500.00	0.00 %
430 - Training/Registration	19,803.00	19,803.00	795.00	4,463.00	15,340.00	22.54 %
440 - Contracted Repair/Maint	0.00	0.00	0.00	0.00	0.00	0.00 %
450 - Liability Insurance	112,000.00	112,000.00	0.00	2,259.00	109,741.00	2.02 %
460 - FBC Collection Fee	300,000.00	300,000.00	2,534.93	69,536.14	230,463.86	23.18 %
461 - Licenses/Permits/Fees	0.00	0.00	0.00	0.00	0.00	0.00 %
462 - Memberships	7,179.00	7,179.00	354.00	6,366.00	813.00	88.68 %
463 - Subscriptions	0.00	0.00	0.00	0.00	0.00	0.00 %
464 - Printing Services	1,000.00	1,000.00	16,236.60	16,560.40	-15,560.40	1,656.04 %
465 - Misc Contracts	0.00	0.00	0.00	0.00	0.00	0.00 %
466 - Meal/Incidental Expense	3,840.00	3,840.00	28.58	2,105.02	1,734.98	54.82 %
467 - Certification	0.00	0.00	0.00	0.00	0.00	0.00 %
500 - Election Cost	0.00	0.00	0.00	0.00	0.00	0.00 %
<b>Expense Total:</b>	<b>3,633,903.00</b>	<b>3,633,903.00</b>	<b>149,143.84</b>	<b>414,674.31</b>	<b>3,219,228.69</b>	<b>11.41 %</b>
<b>ExpDivision: 01 - Administration Total:</b>	<b>3,633,903.00</b>	<b>3,633,903.00</b>	<b>149,143.84</b>	<b>414,674.31</b>	<b>3,219,228.69</b>	<b>11.41 %</b>

**Budget Report By Division**

**For Fiscal: 2018 Period Ending: 02/28/2018**

ExpenditureDetail;RevenueDetail...	Original Total Budget	Current Total Budget	Period Activity	Fiscal Activity	Variance Favorable (Unfavorable)	Percent Used
<b>RevDivision: 02 - Response Operation</b>						
<b>Revenue</b>						
200 - Training Reimburse	0.00	0.00	0.00	975.69	975.69	0.00 %
201 - EMS Services	0.00	0.00	0.00	0.00	0.00	0.00 %
202 - First Aid/CPR Classes	0.00	0.00	0.00	0.00	0.00	0.00 %
203 - Ambulance Services Contract	60,000.00	60,000.00	10,000.00	15,000.00	-45,000.00	25.00 %
204 - Pesonnel Reimb for Mobilization	0.00	0.00	0.00	0.00	0.00	0.00 %
205 - Equip Reimb for Mobilization	0.00	0.00	0.00	0.00	0.00	0.00 %
206 - Hazmat Spill Reimb	0.00	0.00	0.00	0.00	0.00	0.00 %
902 - FEMA Public Assistance Disaster Grant	0.00	0.00	0.00	16,031.47	16,031.47	0.00 %
<b>Revenue Total:</b>	<b>60,000.00</b>	<b>60,000.00</b>	<b>10,000.00</b>	<b>32,007.16</b>	<b>-27,992.84</b>	<b>53.35 %</b>
<b>Expense</b>						
100 - Salaries	16,321,966.00	16,321,966.00	1,835,825.65	2,946,821.95	13,375,144.05	18.05 %
101 - Separation Pay	299,554.00	299,554.00	0.00	26,940.87	272,613.13	8.99 %
110 - Overtime	1,446,736.00	1,446,736.00	64,604.85	174,905.92	1,271,830.08	12.09 %
111 - Acting Pay Overtime	187,126.00	187,126.00	13,667.07	28,082.55	159,043.45	15.01 %
112 - Promotions/Onboarding Overtime	41,705.00	41,705.00	1,272.06	1,272.06	40,432.94	3.05 %
113 - Explorer Program Overtime	3,750.00	3,750.00	226.16	694.15	3,055.85	18.51 %
114 - Meeting Overtime	65,760.00	65,760.00	3,281.96	22,018.38	43,741.62	33.48 %
115 - Physicals Overtime	28,080.00	28,080.00	0.00	636.81	27,443.19	2.27 %
116 - Community Outreach Overtime	59,383.00	59,383.00	4,826.09	4,997.95	54,385.05	8.42 %
117 - Union Business Overtime	10,000.00	10,000.00	311.38	1,520.13	8,479.87	15.20 %
200 - FICA	261,780.00	261,780.00	29,378.43	47,908.63	213,871.37	18.30 %
201 - Workers Comp	784,560.00	784,560.00	50,541.39	95,767.50	688,792.50	12.21 %
202 - Unemployment	0.00	0.00	0.00	0.00	0.00	0.00 %
210 - Pension Retirement	996,133.00	996,133.00	104,964.26	175,213.84	820,919.16	17.59 %
220 - Group Life Insurance	39,500.00	39,500.00	2,916.80	5,729.95	33,770.05	14.51 %
221 - Longterm Disability	1,241.00	1,241.00	103.66	204.80	1,036.20	16.50 %
230 - Medical Insurance	2,786,928.00	2,786,928.00	196,606.82	385,915.05	2,401,012.95	13.85 %
232 - VEBA	628,167.00	628,167.00	42,563.38	85,594.19	542,572.81	13.63 %
240 - Uniform Allowance	161,568.00	161,568.00	142,689.00	142,689.00	18,879.00	88.32 %
241 - Health & Wellness	15,600.00	15,600.00	1,370.00	2,690.00	12,910.00	17.24 %
300 - Office Supplies	0.00	0.00	0.00	29.44	-29.44	0.00 %
302 - Manuals/Books	3,590.00	3,590.00	63.50	63.50	3,526.50	1.77 %
303 - Uniforms	0.00	0.00	0.00	0.00	0.00	0.00 %
304 - Food	1,250.00	1,250.00	0.00	1,017.78	232.22	81.42 %
306 - Misc Supplies	3,500.00	3,500.00	609.42	713.32	2,786.68	20.38 %
320 - Small Tools	140,809.00	140,809.00	1,855.49	2,290.05	138,518.95	1.63 %
323 - PPE/Safety Gear	241,558.00	241,558.00	33,939.29	34,311.29	207,246.71	14.20 %
330 - Operating Supplies	89,913.00	89,913.00	4,100.81	23,024.64	66,888.36	25.61 %
331 - Repair Parts	24,310.00	24,310.00	4,460.05	4,460.05	19,849.95	18.35 %
400 - Professional Services	684,131.00	684,131.00	5,265.94	130,255.71	553,875.29	19.04 %
402 - Health Services	0.00	0.00	0.00	0.00	0.00	0.00 %
410 - Postage/Shipping	0.00	0.00	12.33	12.33	-12.33	0.00 %
420 - Travel	14,997.00	14,997.00	845.20	845.20	14,151.80	5.64 %
421 - Mileage	1,070.00	1,070.00	0.00	0.00	1,070.00	0.00 %
430 - Training/Registration	45,815.00	45,815.00	1,383.00	4,397.00	41,418.00	9.60 %
440 - Contracted Repair/Maint	29,000.00	29,000.00	0.00	75.90	28,924.10	0.26 %
461 - Licenses/Permits/Fees	0.00	0.00	0.00	0.00	0.00	0.00 %
463 - Subscriptions	249.00	249.00	0.00	0.00	249.00	0.00 %
465 - Misc Contracts	61,019.00	61,019.00	69,540.10	69,540.10	-8,521.10	113.96 %
466 - Meal/Incidental Expense	0.00	0.00	0.00	0.00	0.00	0.00 %
467 - Certification	9,570.00	9,570.00	7,801.18	7,876.18	1,693.82	82.30 %
480 - Equipment Lease	5,200.00	5,200.00	0.00	0.00	5,200.00	0.00 %
<b>Expense Total:</b>	<b>25,495,518.00</b>	<b>25,495,518.00</b>	<b>2,625,025.27</b>	<b>4,428,516.22</b>	<b>21,067,001.78</b>	<b>17.37 %</b>
<b>ExpDivision: 02 - Response Operations Surplus (Deficit):</b>	<b>-25,435,518.00</b>	<b>-25,435,518.00</b>	<b>-2,615,025.27</b>	<b>-4,396,509.06</b>	<b>21,039,008.94</b>	<b>17.28 %</b>

## Budget Report By Division

For Fiscal: 2018 Period Ending: 02/28/2018

ExpenditureDetail;RevenueDetail...	Original Total Budget	Current Total Budget	Period Activity	Fiscal Activity	Variance Favorable (Unfavorable)	Percent Used
<b>RevDivision: 03 - Fire Marshal</b>						
<b>Revenue</b>						
300 - Reinspection Fee	13,000.00	13,000.00	450.00	1,735.00	-11,265.00	13.35 %
301 - Inspection Overtime Reimburse	500.00	500.00	187.50	187.50	-312.50	37.50 %
303 - Fire Code Permits	189,700.00	189,700.00	0.00	0.00	-189,700.00	0.00 %
304 - Construction Permits	25,000.00	25,000.00	0.00	0.00	-25,000.00	0.00 %
305 - Fire Protection System Permits	90,000.00	90,000.00	0.00	0.00	-90,000.00	0.00 %
306 - False Alarm	10,000.00	10,000.00	600.00	2,810.00	-7,190.00	28.10 %
<b>Revenue Total:</b>	<b>328,200.00</b>	<b>328,200.00</b>	<b>1,237.50</b>	<b>4,732.50</b>	<b>-323,467.50</b>	<b>1.44 %</b>
<b>Expense</b>						
100 - Salaries	851,265.00	851,265.00	66,300.52	128,557.96	722,707.04	15.10 %
101 - Separation Pay	0.00	0.00	0.00	0.00	0.00	0.00 %
110 - Overtime	38,972.00	38,972.00	1,760.10	2,641.84	36,330.16	6.78 %
200 - FICA	63,446.00	63,446.00	5,180.91	9,934.02	53,511.98	15.66 %
201 - Workers Comp	21,564.00	21,564.00	1,326.93	2,590.81	18,973.19	12.01 %
202 - Unemployment	0.00	0.00	0.00	0.00	0.00	0.00 %
210 - Pension Retirement	112,823.00	112,823.00	8,643.71	16,662.39	96,160.61	14.77 %
220 - Group Life Insurance	2,306.00	2,306.00	167.50	391.59	1,914.41	16.98 %
221 - Longterm Disability	6,722.00	6,722.00	520.98	936.06	5,785.94	13.93 %
230 - Medical Insurance	145,029.00	145,029.00	9,447.22	18,894.44	126,134.56	13.03 %
232 - VEBA	38,751.00	38,751.00	2,551.98	5,103.96	33,647.04	13.17 %
240 - Uniform Allowance	2,250.00	2,250.00	2,100.00	2,100.00	150.00	93.33 %
241 - Health & Wellness	0.00	0.00	0.00	0.00	0.00	0.00 %
300 - Office Supplies	3,000.00	3,000.00	93.04	93.04	2,906.96	3.10 %
302 - Manuals/Books	5,500.00	5,500.00	1,345.50	2,717.91	2,782.09	49.42 %
303 - Uniforms	0.00	0.00	0.00	0.00	0.00	0.00 %
304 - Food	0.00	0.00	0.00	0.00	0.00	0.00 %
306 - Misc Supplies	3,500.00	3,500.00	0.00	0.00	3,500.00	0.00 %
320 - Small Tools	4,100.00	4,100.00	0.00	0.00	4,100.00	0.00 %
323 - PPE/Safety Gear	4,120.00	4,120.00	0.00	86.23	4,033.77	2.09 %
330 - Operating Supplies	1,500.00	1,500.00	0.00	0.00	1,500.00	0.00 %
331 - Repair Parts	1,000.00	1,000.00	0.00	0.00	1,000.00	0.00 %
400 - Professional Services	0.00	0.00	0.00	0.00	0.00	0.00 %
420 - Travel	4,950.00	4,950.00	0.00	0.00	4,950.00	0.00 %
421 - Mileage	200.00	200.00	0.00	0.00	200.00	0.00 %
430 - Training/Registration	8,165.00	8,165.00	0.00	0.00	8,165.00	0.00 %
440 - Contracted Repair/Maint	0.00	0.00	0.00	0.00	0.00	0.00 %
462 - Memberships	1,700.00	1,700.00	195.00	595.00	1,105.00	35.00 %
463 - Subscriptions	0.00	0.00	0.00	0.00	0.00	0.00 %
464 - Printing Services	1,500.00	1,500.00	0.00	0.00	1,500.00	0.00 %
465 - Misc Contracts	0.00	0.00	0.00	0.00	0.00	0.00 %
466 - Meal/Incidental Expense	0.00	0.00	0.00	0.00	0.00	0.00 %
467 - Certification	1,810.00	1,810.00	85.00	85.00	1,725.00	4.70 %
480 - Equipment Lease	0.00	0.00	0.00	0.00	0.00	0.00 %
<b>Expense Total:</b>	<b>1,324,173.00</b>	<b>1,324,173.00</b>	<b>99,718.39</b>	<b>191,390.25</b>	<b>1,132,782.75</b>	<b>14.45 %</b>
<b>ExpDivision: 03 - Fire Marshal Surplus (Deficit):</b>	<b>-995,973.00</b>	<b>-995,973.00</b>	<b>-98,480.89</b>	<b>-186,657.75</b>	<b>809,315.25</b>	<b>18.74 %</b>

## Budget Report By Division

For Fiscal: 2018 Period Ending: 02/28/2018

ExpenditureDetail;RevenueDetail...	Original Total Budget	Current Total Budget	Period Activity	Fiscal Activity	Variance Favorable (Unfavorable)	Percent Used
<b>ExpDivision: 04 - Support Services</b>						
<b>Expense</b>						
100 - Salaries	819,296.00	819,296.00	94,234.77	155,203.04	664,092.96	18.94 %
101 - Separation Pay	0.00	0.00	0.00	0.00	0.00	0.00 %
110 - Overtime	20,638.00	20,638.00	5,995.65	12,882.56	7,755.44	62.42 %
200 - FICA	12,044.00	12,044.00	1,516.92	2,446.19	9,597.81	20.31 %
201 - Workers Comp	30,780.00	30,780.00	2,136.72	4,067.73	26,712.27	13.22 %
202 - Unemployment	0.00	0.00	0.00	0.00	0.00	0.00 %
210 - Pension Retirement	46,101.00	46,101.00	5,449.87	9,004.80	37,096.20	19.53 %
220 - Group Life Insurance	1,831.00	1,831.00	153.18	305.61	1,525.39	16.69 %
221 - Longterm Disability	1,153.00	1,153.00	93.92	185.55	967.45	16.09 %
230 - Medical Insurance	97,219.00	97,219.00	7,748.04	14,971.90	82,247.10	15.40 %
232 - VEBA	24,474.00	24,474.00	2,038.98	3,738.13	20,735.87	15.27 %
240 - Uniform Allowance	5,280.00	5,280.00	5,299.00	5,299.00	-19.00	100.36 %
241 - Health & Wellness	600.00	600.00	50.00	90.00	510.00	15.00 %
300 - Office Supplies	2,600.00	2,600.00	0.00	0.00	2,600.00	0.00 %
302 - Manuals/Books	400.00	400.00	0.00	0.00	400.00	0.00 %
303 - Uniforms	0.00	0.00	0.00	0.00	0.00	0.00 %
304 - Food	390.00	390.00	0.00	0.00	390.00	0.00 %
306 - Misc Supplies	700.00	700.00	0.00	0.00	700.00	0.00 %
310 - Unleaded Fuel	800.00	800.00	0.00	0.00	800.00	0.00 %
320 - Small Tools	10,825.00	10,825.00	1,759.92	1,759.92	9,065.08	16.26 %
330 - Operating Supplies	31,200.00	31,200.00	5,047.54	5,047.54	26,152.46	16.18 %
331 - Repair Parts	300.00	300.00	3,712.50	3,712.50	-3,412.50	1,237.50 %
340 - Facilities-Furnishing	900.00	900.00	0.00	0.00	900.00	0.00 %
350 - Appliance	5,550.00	5,550.00	0.00	0.00	5,550.00	0.00 %
400 - Professional Services	87,450.00	87,450.00	7,737.24	24,672.39	62,777.61	28.21 %
407 - ILA	1,730,467.00	1,730,467.00	0.00	0.00	1,730,467.00	0.00 %
410 - Postage/Shipping	960.00	960.00	14.15	14.15	945.85	1.47 %
420 - Travel	5,065.00	5,065.00	0.00	0.00	5,065.00	0.00 %
421 - Mileage	0.00	0.00	0.00	0.00	0.00	0.00 %
430 - Training/Registration	2,830.00	2,830.00	0.00	0.00	2,830.00	0.00 %
440 - Contracted Repair/Maint	0.00	0.00	0.00	0.00	0.00	0.00 %
463 - Subscriptions	323.00	323.00	0.00	0.00	323.00	0.00 %
465 - Misc Contracts	1,000.00	1,000.00	0.00	0.00	1,000.00	0.00 %
466 - Meal/Incidental Expense	1,100.00	1,100.00	0.00	0.00	1,100.00	0.00 %
467 - Certification	1,200.00	1,200.00	0.00	0.00	1,200.00	0.00 %
480 - Equipment Lease	0.00	0.00	0.00	0.00	0.00	0.00 %
481 - Property Lease	22,200.00	22,200.00	0.00	0.00	22,200.00	0.00 %
<b>Expense Total:</b>	<b>2,965,676.00</b>	<b>2,965,676.00</b>	<b>142,988.40</b>	<b>243,401.01</b>	<b>2,722,274.99</b>	<b>8.21 %</b>
<b>ExpDivision: 04 - Support Services Total:</b>	<b>2,965,676.00</b>	<b>2,965,676.00</b>	<b>142,988.40</b>	<b>243,401.01</b>	<b>2,722,274.99</b>	<b>8.21 %</b>
<b>Report Surplus (Deficit):</b>	<b>0.00</b>	<b>0.00</b>	<b>-2,876,216.79</b>	<b>-5,194,310.10</b>	<b>-5,194,310.10</b>	<b>0.00 %</b>

**Fund Summary**

<b>Fund</b>	<b>Original Total Budget</b>	<b>Current Total Budget</b>	<b>Period Activity</b>	<b>Fiscal Activity</b>	<b>Variance Favorable (Unfavorable)</b>
001 - Operating Fund	0.00	0.00	-2,876,216.79	-5,194,310.10	-5,194,310.10
<b>Report Surplus (Deficit):</b>	<b>0.00</b>	<b>0.00</b>	<b>-2,876,216.79</b>	<b>-5,194,310.10</b>	<b>-5,194,310.10</b>

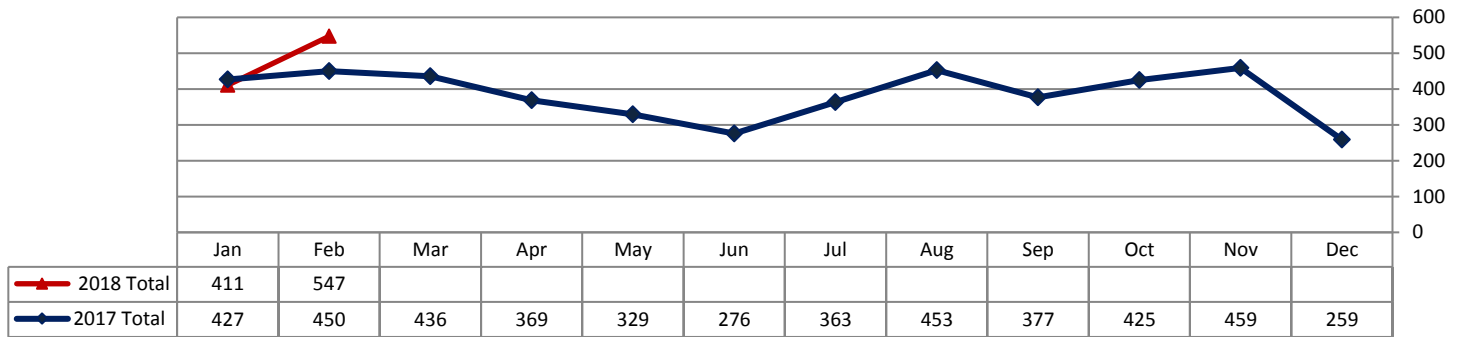
# Office of the Fire Marshal Monthly Report

February 2018

## Inspections

Staff completed 958 inspections (business, multi-family, IFC permit, special, complaint & re-inspections) to date.

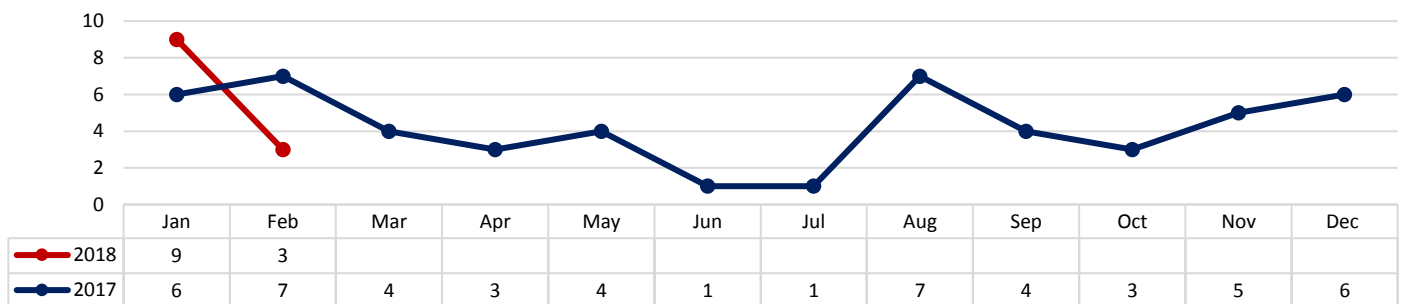
### Inspections Completed by Month - Comparative to 2017



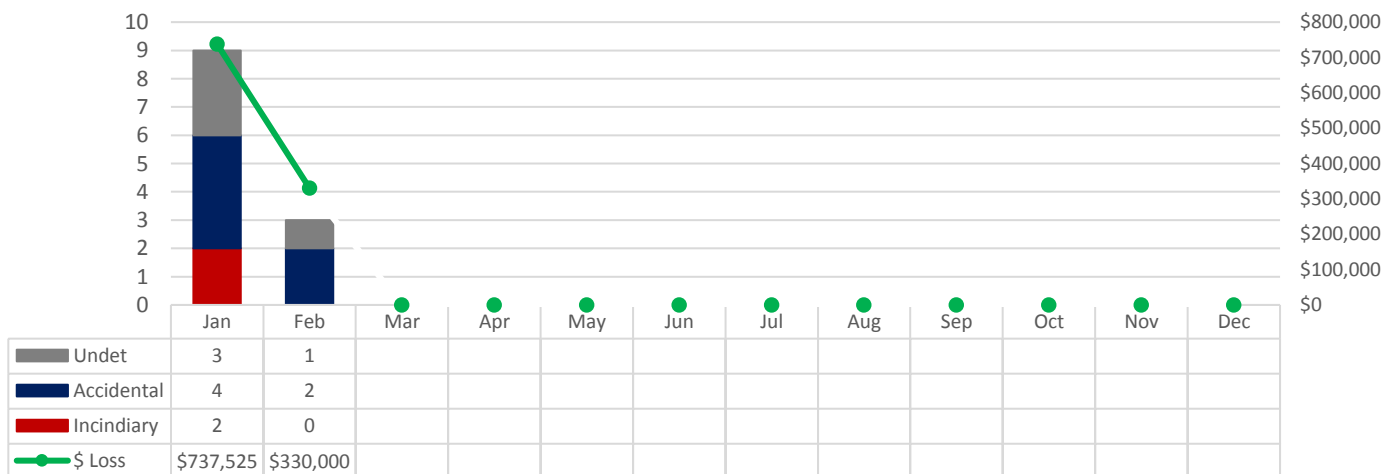
## Fire Investigations

Staff have investigated 12 fires year to date. Dollar loss is estimated at \$1million.

### Fire Investigations by Months - Comparative to 2017



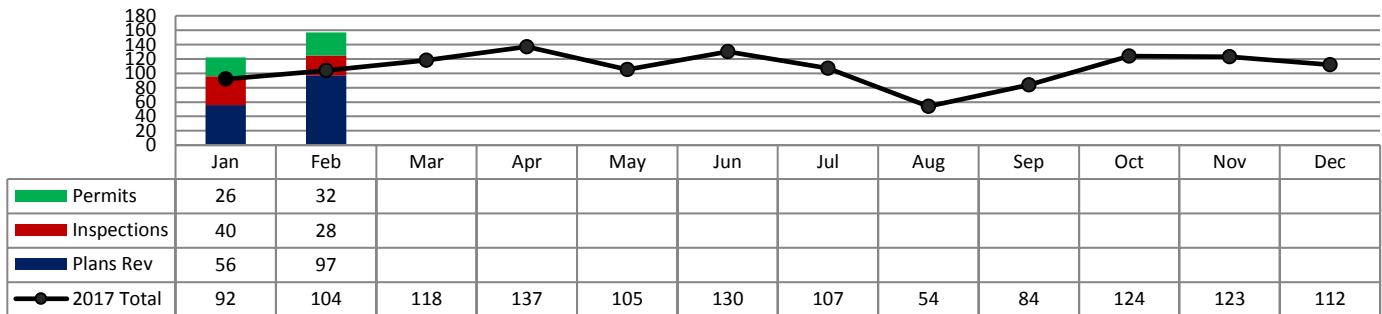
### Fires by Month, Type & Dollar Loss



## Plans Review, Construction Inspections & Permits

Staff completed 153 plans reviews, 68 construction inspections, and issued 58 fire systems and fire construction permits.

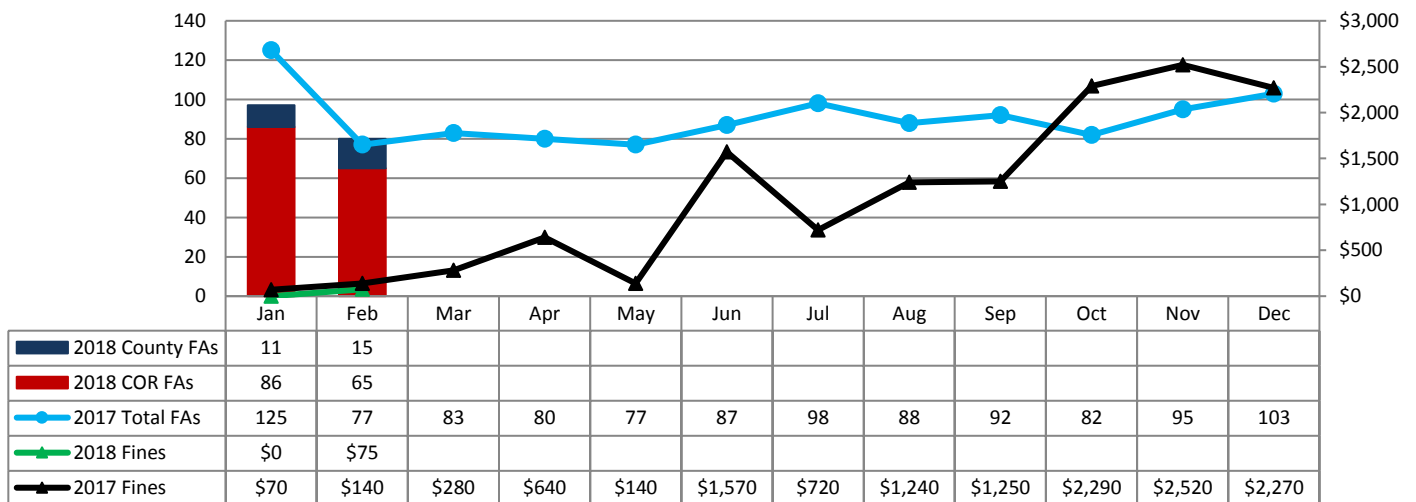
**Plans Review, Construction Inspections & Permits by Month - Comparative to 2017**



## False Alarms

The Department responded to 177 false alarms year to date, with \$75 in fees issued to property owners/tenants for preventable alarms.

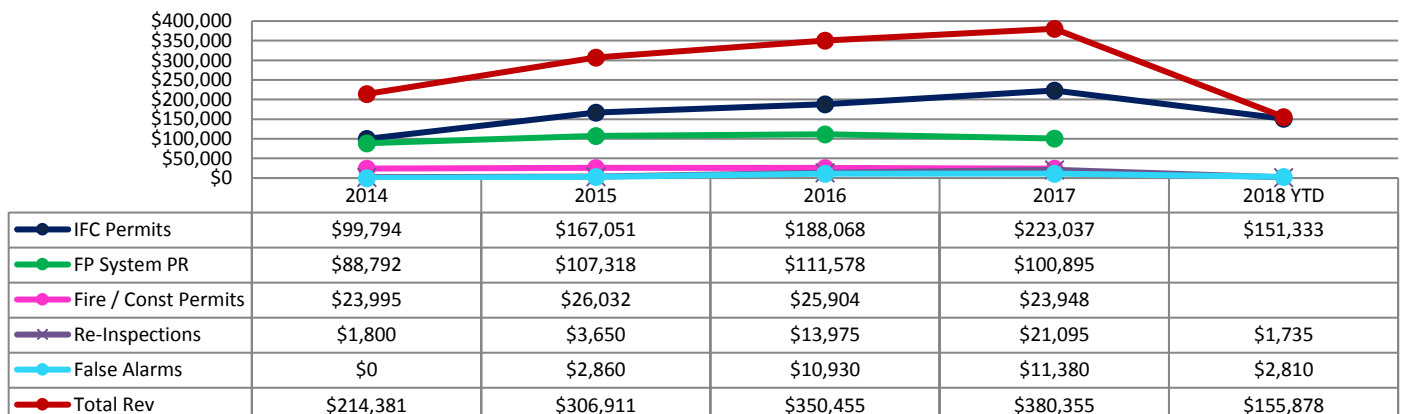
**2018 False Alarms by Month, Location & Follow Up Status - Comparative to 2017**



## Revenue

\$155,878 has been collected through February. This reflects fire permits the City billed for in January. Construction related permits will be transferred from the City to the RFA quarterly.

**OFM Revenue by Year (2014-Present)**





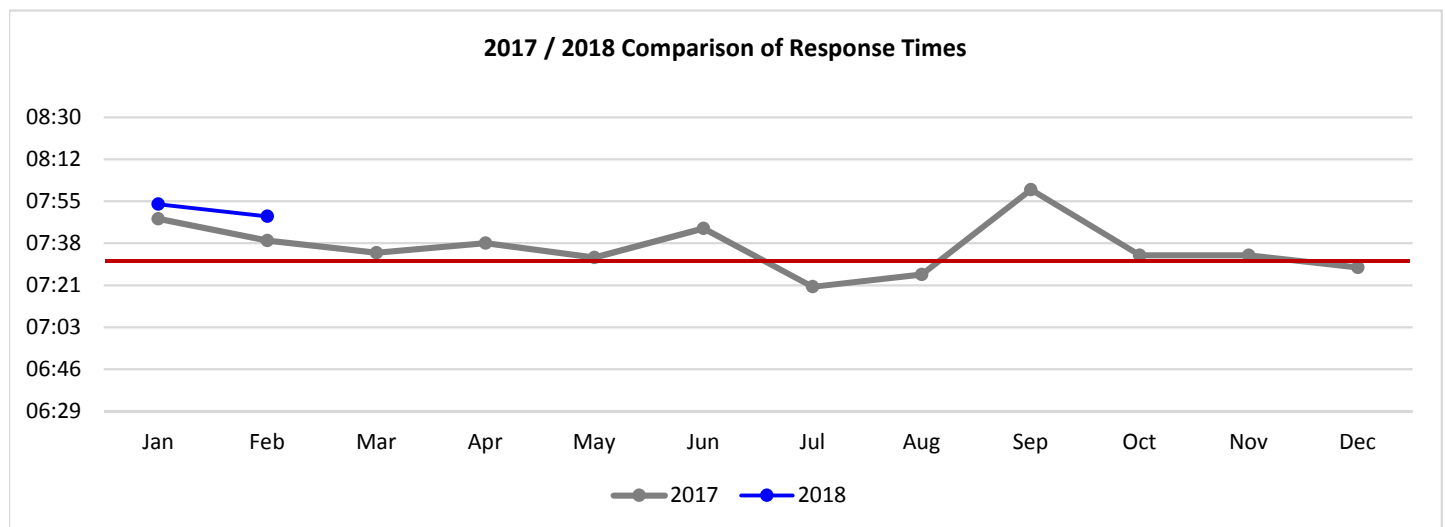


**Response Times by Unit**

*These are the 90th percentile response times based on all calls and priority responses in jurisdiction.*

		Jan	Feb	Mar	Apr	May	Jun	Jul	Aug	Sep	Oct	Nov	Dec	Annual
A12	2017	07:29	08:32	08:28	08:31	08:20	08:03	08:20	07:32	07:22	08:22	09:03	07:47	08:24
	2018	08:11	07:24											
A13	2017	08:12	07:21	07:27	08:16	08:03	08:39	07:58	07:43	08:52	08:14	07:33	07:42	08:22
	2018	08:15	06:35											
A17	2017	07:28	06:59	07:11	07:34	07:38	06:52	07:24	08:43	07:20	08:35	08:01	07:19	07:52
	2018	08:13	08:04											
E11	2017	07:33	07:34	07:11	07:18	07:31	07:29	07:59	08:27	07:22	07:16	07:41	07:36	07:54
	2018	08:34	07:33											
E12	2017	07:41	08:00	08:15	08:54	07:54	08:29	09:06	09:20	08:09	08:29	09:01	08:46	09:26
	2018	09:08	08:50											
E13	2017	07:37	09:00	07:30	08:16	07:08	07:45	08:44	08:04	07:20	06:48	07:47	08:48	08:55
	2018	08:38	06:49											
E14	2017	07:03	08:16	07:20	08:11	08:10	08:59	08:54	08:06	07:39	07:47	08:01	07:45	08:26
	2018	08:48	08:09											
E16	2017	07:54	07:48	07:45	07:09	07:26	07:34	08:18	08:11	08:25	07:32	07:38	08:08	08:24
	2018	07:07	08:39											
E17	2017	07:41	06:39	07:25	07:32	07:50	07:27	08:45	07:25	07:30	06:39	07:27	07:27	08:25
	2018	07:35	06:34											
L11	2017	07:50	08:56	08:48	09:37	08:15	08:20	10:48	07:56	09:20	08:13	08:25	09:07	09:19
	2018	09:06	08:21											
RFA*	2017	07:48	07:39	07:34	07:38	07:32	07:44	07:20	07:25	08:00	07:33	07:33	07:28	08:07
	2018	07:54	07:49											

\*RFA response times are calculated from the response times of the first arriving unit on priority calls in the RFA service area.



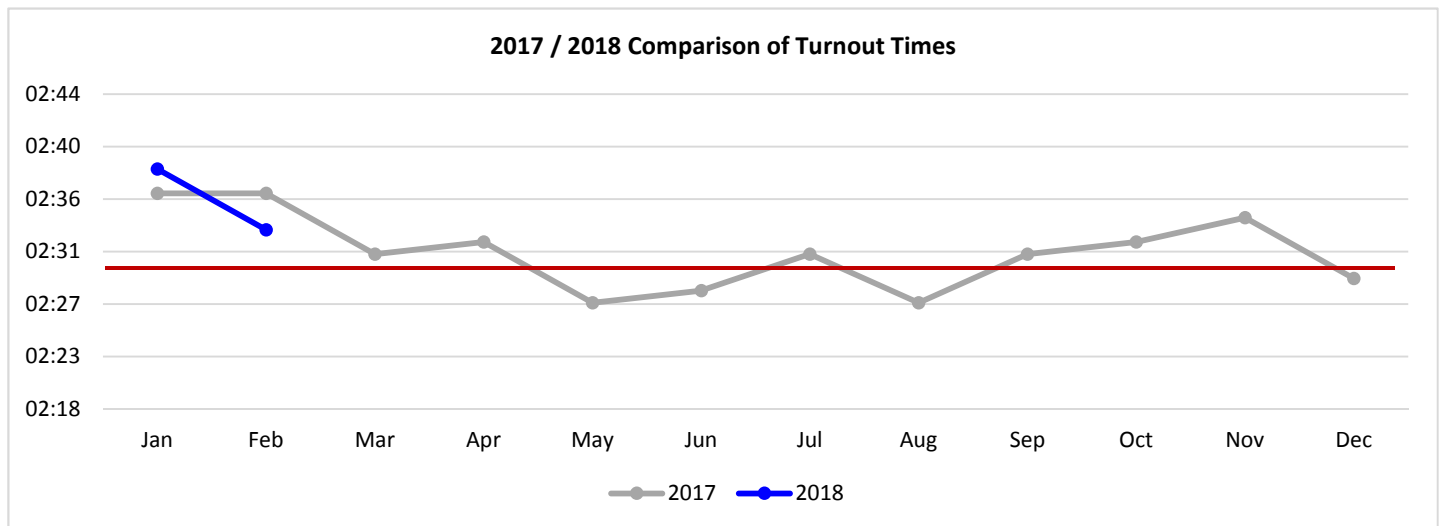
Response Times in graph are for the RFA as a whole.



**Turnout Times By Unit**

The Turnout Time is the 90th percentile based on all calls and priority responses in jurisdiction.

		Jan	Feb	Mar	Apr	May	Jun	Jul	Aug	Sep	Oct	Nov	Dec	Annual
A12	2017	02:21	02:24	02:25	02:33	02:16	02:21	02:20	02:09	02:31	02:21	02:30	02:24	02:28
	2018	02:31	02:34											
A13	2017	02:30	02:26	02:21	02:21	02:19	02:28	02:23	02:08	02:20	02:28	02:20	02:21	02:28
	2018	02:37	02:30											
A17	2017	02:08	02:09	02:27	02:17	02:28	02:13	02:04	02:09	02:14	02:21	02:18	02:30	02:27
	2018	02:17	02:31											
E11	2017	02:41	02:46	02:25	02:37	02:31	02:32	02:36	02:30	02:37	02:42	02:39	02:31	02:39
	2018	02:45	02:33											
E12	2017	02:47	02:24	02:43	02:41	02:32	02:21	02:31	02:12	02:38	02:24	02:44	02:28	02:35
	2018	02:25	02:23											
E13	2017	02:46	02:11	02:19	02:36	02:09	02:34	02:30	02:13	02:29	02:14	02:13	02:46	02:37
	2018	02:26	02:18											
E14	2017	02:19	02:24	02:17	02:18	02:10	02:22	02:22	02:11	02:16	02:11	02:20	02:35	02:22
	2018	02:11	02:23											
E16	2017	02:30	02:19	02:24	02:21	02:03	02:07	02:29	02:17	02:03	02:14	02:23	02:17	02:25
	2018	02:31	02:33											
E17	2017	02:36	02:10	02:33	02:08	02:27	02:08	02:31	02:32	02:02	02:22	02:17	02:28	02:33
	2018	02:38	02:11											
L11	2017	02:40	02:46	02:17	02:38	02:20	02:30	02:35	02:36	02:40	02:32	02:13	02:14	02:38
	2018	02:34	02:13											
RFA	2017	02:36	02:36	02:31	02:32	02:27	02:28	02:31	02:27	02:31	02:32	02:34	02:29	02:32
	2018	02:38	02:33											



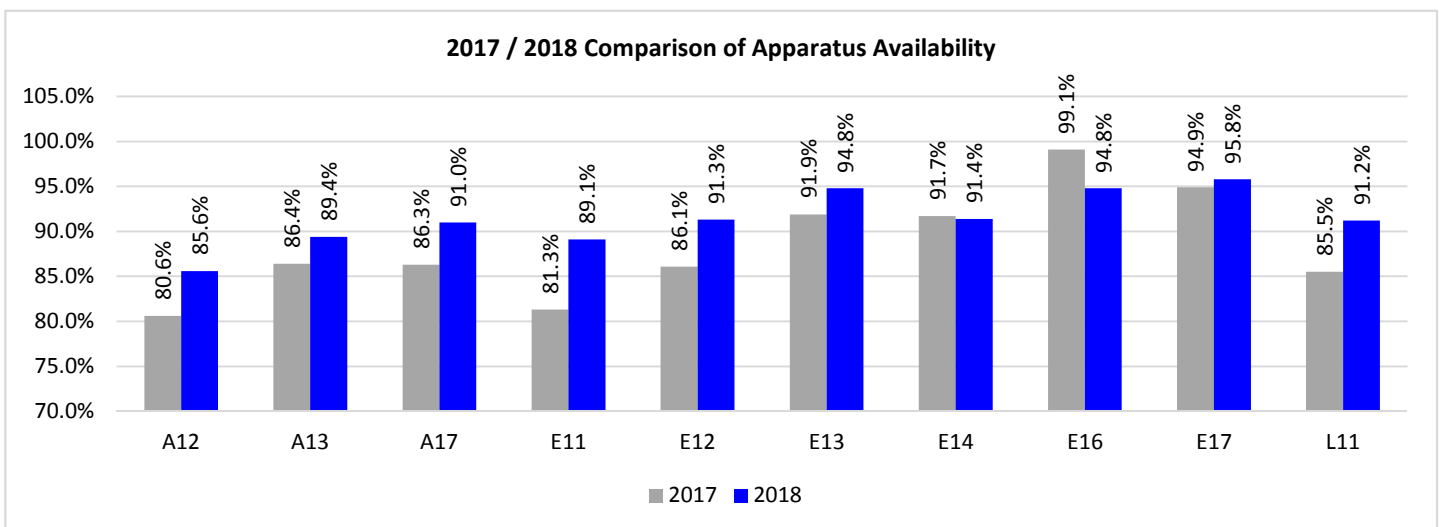
Turnout Times in the above graph are for the RFA as a whole.



**Unit Availability**

Availability is based on all calls, all responses and in jurisdiction.

		Jan	Feb	Mar	Apr	May	Jun	Jul	Aug	Sep	Oct	Nov	Dec	Annual
A12	2017	78.8%	80.6%	79.4%	76.8%	82.7%	80.7%	80.9%	82.3%	81.3%	82.5%	79.8%	81.7%	80.6%
	2018	85.8%	85.6%											
A13	2017	80.7%	86.4%	84.7%	84.0%	83.4%	82.6%	86.0%	87.2%	84.6%	85.8%	83.5%	83.6%	84.4%
	2018	89.0%	89.4%											
A17	2017	86.6%	86.3%	90.6%	86.8%	87.6%	87.3%	89.5%	86.6%	87.5%	86.4%	88.4%	87.0%	87.6%
	2018	90.4%	91.0%											
E11	2017	79.7%	81.3%	81.8%	83.3%	82.6%	83.8%	82.2%	85.3%	82.0%	83.5%	84.4%	82.8%	82.7%
	2018	87.6%	89.1%											
E12	2017	87.9%	86.1%	86.9%	86.1%	88.4%	90.3%	90.8%	90.8%	87.2%	90.8%	89.4%	91.3%	88.8%
	2018	89.7%	91.3%											
E13	2017	89.7%	91.9%	91.8%	93.4%	91.7%	90.9%	91.1%	92.0%	91.4%	92.9%	90.2%	91.4%	91.5%
	2018	93.7%	94.8%											
E14	2017	85.3%	91.7%	89.0%	91.5%	89.6%	89.8%	90.9%	92.5%	87.3%	90.6%	90.8%	90.9%	90.1%
	2018	91.0%	91.4%											
E16	2017	90.0%	99.1%	90.3%	89.9%	89.5%	91.7%	90.7%	93.3%	89.9%	92.3%	89.4%	91.2%	91.4%
	2018	94.1%	94.8%											
E17	2017	93.5%	94.9%	95.9%	94.3%	95.2%	93.6%	93.9%	95.1%	94.1%	95.5%	94.3%	95.2%	94.6%
	2018	95.1%	95.8%											
L11	2017	87.4%	85.5%	85.0%	90.1%	89.2%	92.4%	87.4%	89.2%	86.4%	88.1%	87.9%	90.2%	88.2%
	2018	92.7%	91.2%											



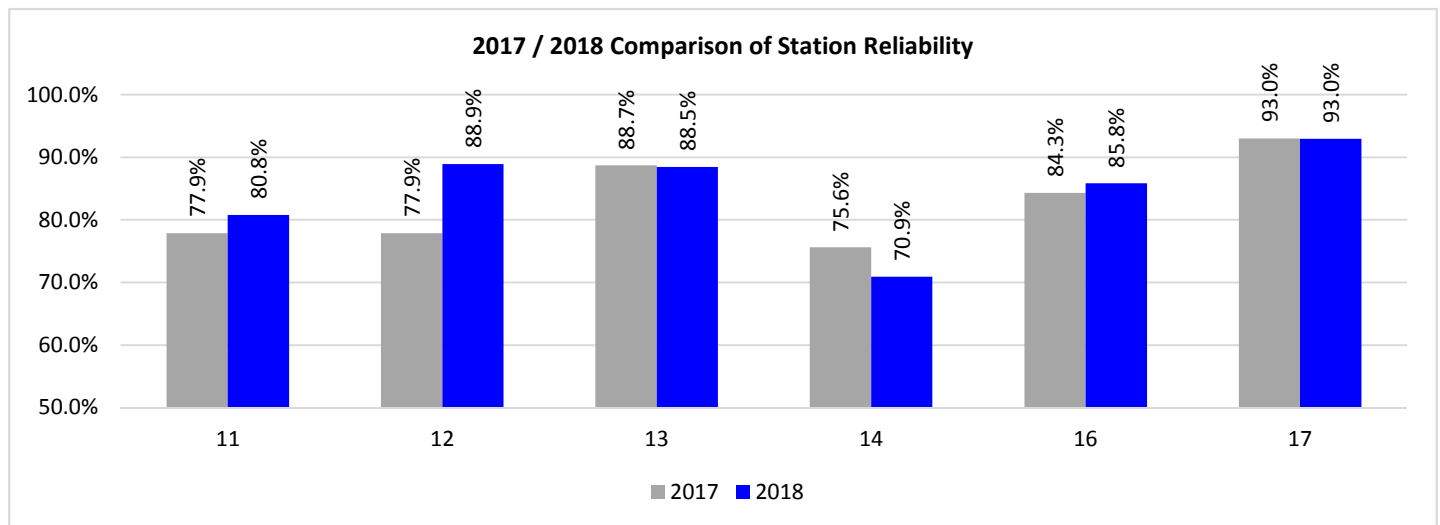
Apparatus Availability in the above graph is for the month being reported.



**Station Reliability**

Station Reliability is based on all calls, all responses and in jurisdiction.

		Jan	Feb	Mar	Apr	May	Jun	Jul	Aug	Sep	Oct	Nov	Dec	Annual
11	2017	78.1%	77.9%	79.2%	80.9%	81.9%	84.3%	79.5%	80.5%	84.7%	79.6%	78.8%	82.2%	80.5%
	2018	81.7%	80.8%											
12	2017	85.2%	77.9%	80.2%	87.2%	80.2%	87.2%	81.3%	83.1%	83.3%	92.9%	83.2%	88.5%	84.1%
	2018	85.5%	88.9%											
13	2017	79.0%	88.7%	86.1%	84.0%	88.4%	89.0%	78.2%	88.9%	88.3%	91.1%	91.0%	89.8%	86.7%
	2018	89.7%	88.5%											
14	2017	68.1%	75.6%	64.0%	67.0%	72.8%	66.7%	68.2%	70.4%	71.1%	75.2%	74.0%	73.7%	70.5%
	2018	68.9%	70.9%											
16	2017	82.1%	84.3%	78.5%	86.3%	80.5%	72.2%	83.2%	86.8%	81.7%	84.1%	75.2%	82.2%	81.5%
	2018	87.4%	85.8%											
17	2017	90.5%	93.0%	86.3%	90.3%	90.2%	87.1%	92.0%	92.8%	88.6%	91.7%	92.2%	92.8%	90.6%
	2018	92.4%	93.0%											



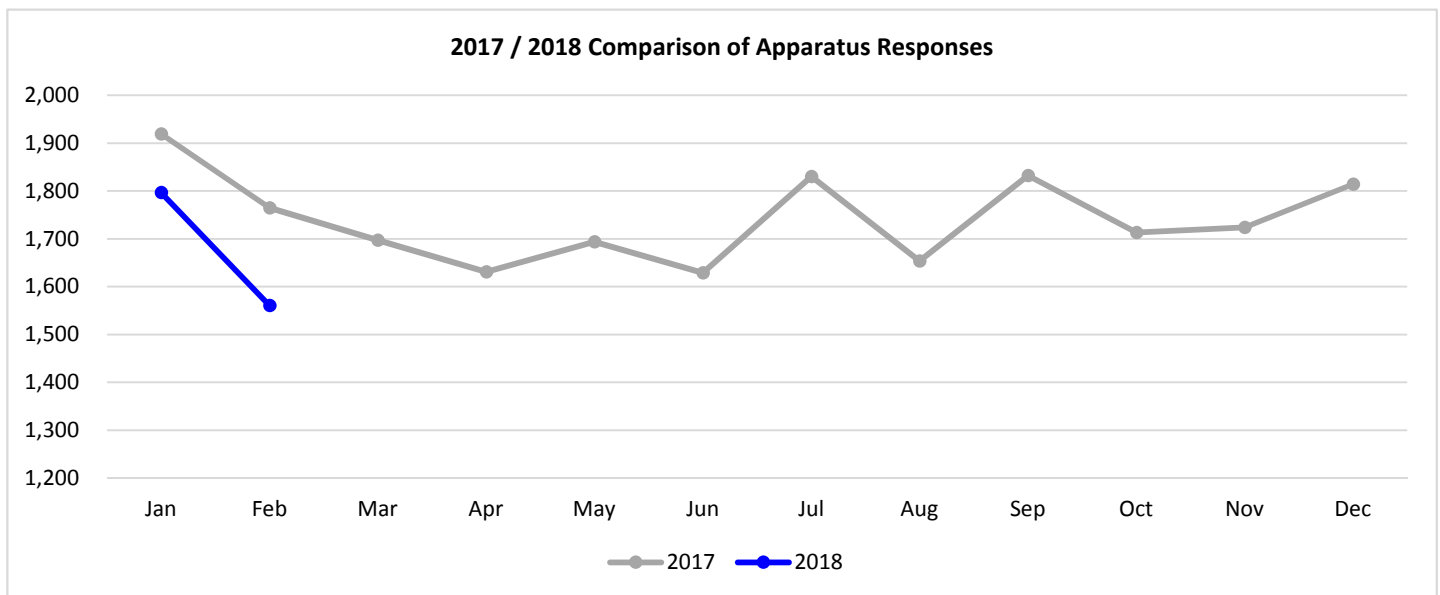
Station Reliability in the above graph is for the month being reported.



**Response Counts by Unit**

Response Counts by Apparatus are based on all responses and all calls.

		Jan	Feb	Mar	Apr	May	Jun	Jul	Aug	Sep	Oct	Nov	Dec	YTD
A12	2017	234	231	213	211	178	216	234	214	213	222	226	259	2,651
	2018	240	201											441
A13	2017	257	188	198	196	221	242	204	190	227	211	233	237	2,604
	2018	242	217											459
A17	2017	138	140	118	145	125	108	128	118	155	129	123	137	1,564
	2018	159	129											288
E11	2017	365	339	349	299	324	291	357	319	326	297	294	324	3,884
	2018	329	252											581
E12	2017	163	153	129	135	135	127	134	123	138	146	144	150	1,677
	2018	138	120											258
E13	2017	144	145	113	101	105	135	137	128	154	123	122	120	1,527
	2018	139	128											267
E14	2017	115	120	144	127	139	111	128	126	141	139	128	112	1,530
	2018	127	134											261
E16	2017	151	133	117	135	133	108	141	114	124	119	129	132	1,536
	2018	111	137											248
E17	2017	80	68	70	77	67	64	85	70	79	60	66	68	854
	2018	80	64											144
L11	2017	195	186	166	140	165	148	160	163	167	170	161	182	2,003
	2018	172	132											304
O/J	2017	77	62	80	65	102	79	122	89	108	97	98	93	1,072
	2018	60	47											107
RFA	2017	1,919	1,765	1,697	1,631	1,694	1,629	1,830	1,654	1,832	1,713	1,724	1,814	20,902
	2018	1,797	1,561		0	0	0	0	0	0	0	0	0	3,358



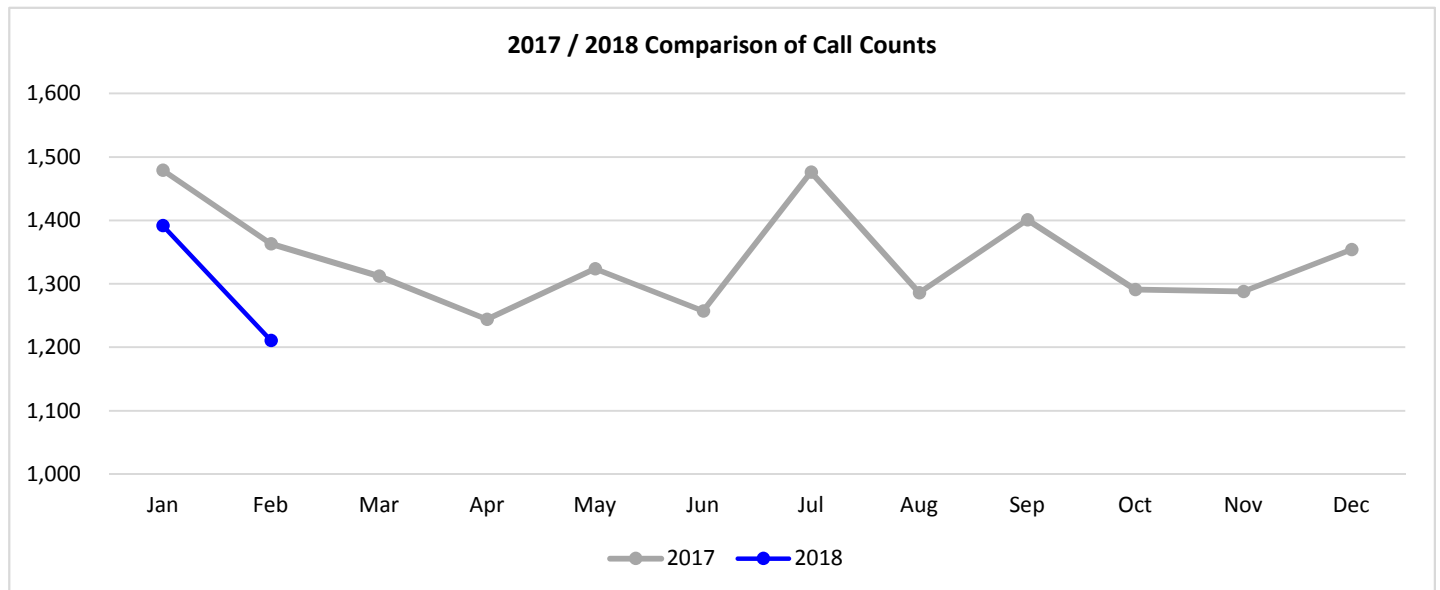
Response Counts in the above graph are for the RFA as a whole.



**Calls by Station Area**

*Calls by Station are based on priority and non-priority calls.*

		Jan	Feb	Mar	Apr	May	Jun	Jul	Aug	Sep	Oct	Nov	Dec	YTD
11	2017	415	381	380	309	365	313	400	354	352	343	326	360	4,298
	2018	356	271											627
12	2017	312	304	253	257	244	259	294	267	264	253	262	287	3,256
	2018	290	244											534
13	2017	315	256	238	225	249	282	294	244	264	247	255	265	3,134
	2018	290	260											550
14	2017	94	86	125	109	125	99	110	108	135	113	103	99	1,306
	2018	122	117											239
16	2017	124	115	108	131	119	113	138	108	120	113	133	130	1,452
	2018	103	127											230
17	2017	148	158	131	155	133	124	162	138	176	145	142	152	1,764
	2018	171	142											313
O/I	2017	71	63	77	58	89	67	78	67	90	77	67	61	865
	2018	60	50											110
RFA	2017	1,479	1,363	1,312	1,244	1,324	1,257	1,476	1,286	1,401	1,291	1,288	1,354	16,075
	2018	1,392	1,211		0	0	0	0	0	0	0	0	0	2,603



*Call Counts in the above graph are for the RFA as a whole.*



# WASHINGTON FIRE COMMISSIONERS ASSOCIATION

March 13, 2018



TO: Fire Authority Board of Governance

FROM: Roger Ferris, Executive Director

A handwritten signature in black ink, appearing to be 'RF', enclosed in a small circle.

RE: WFCA Annual Report—2017

Please find enclosed the Washington Fire Commissioners Association Annual Report for 2017. This report is produced by the WFCA in order to give more transparency to member districts, departments and regional fire authorities and to provide a yearly recap of the association's finances, activities and programs.

The report provides an overview of the financial health of the WFCA and gives a snapshot of what has occurred during the past year with regard to legislation, education and the health care program. Once you have reviewed the report, I encourage you to contact me if you have any questions or concerns.

The association could not be what it is and where it is without the strong leadership and support of the Board of Directors, committees and member fire service agencies. I look forward to working with you in 2018 and encourage your RFA's active participation in the state association.

RF/sb

✓Enclosure



# Washington Fire Commissioners Association

## 2017 ANNUAL REPORT





## CONTENTS

- ABOUT WFCFA
- MESSAGE TO MEMBERSHIP
- BOARD OF DIRECTORS
- LEGISLATIVE PROGRAM
- MANAGEMENT EXCELLENCE AWARD PROGRAM
- EDUCATIONAL PROGRAMS
  - Saturday Seminars
  - Annual Conference
- FINANCIAL REPORT
- HEALTH & WELFARE BENEFITS PROGRAM
  - Participating Agencies
- COMMITTEES
- ASSOCIATE MEMBERS
- SERVICE AWARD RECIPIENTS
- MEMBERSHIP LIST
- MISSION STATEMENT
- WFCFA TEAM



## ABOUT WFCFA

The Washington Fire Commissioners Association was created by statute in 1948 to provide major research, administrative education, legislative representation, health and welfare programs, networking opportunities and other benefits to Washington State fire protection districts and regional fire authorities (RFAs).

Although membership in the WFCFA is voluntary, more than 80% of the state's fire protection districts and regional fire authorities participated as dues paying members in 2017.

The association is managed by a 12-member Board of Directors elected by the membership. Olympia is home to WFCFA headquarters, where five full time employees work in the association-owned James R. Larson Forum Building.

## FROM THE PRESIDENT



In the pages that follow, you will find the 2017 Annual Report to you, our members and affiliates. In this report, you will see solid performance in each area including information documenting major accomplishments. You will also get insights from the WFCFA staff and data reflecting the solid financial health of your association.

The staff and WFCFA Board consistently focus on issues that provide exceptional, cost-effective health care plans to our member agencies, promote enhanced overall service quality and operational efficiency, and provide seminars and training on a wide range of topics. We also focus attention on legislative issues of critical importance to the fire service.

So, I hope you will take a few moments to review the contents of this report and discover the inner workings of your WFCFA. This is your organization that exists to serve you, and our guiding principle is to pursue that service excellence through continuous improvement.

## FROM THE EXECUTIVE DIRECTOR



I have stated over the years that our association is only as strong as its members. This statement is evidenced by the strong financial support of member districts and RFAs and the hard work that the Board of Directors and WFCFA committees have done this past year.

Your association is in a healthy financial position and resources are managed in a prudent and responsible manner.

I attended a good number of district and county association meetings and enjoyed talking with many of you throughout my travels. Having the opportunity to listen to commissioners' ideas and concerns, whether on a district or county level, helps me serve you to the best of my ability.

WFCFA staff is always ready and willing to assist in order to help you be outstanding fire service leaders in your local communities. Please let me know if there is anything I can do to improve the association's programs or services. Thank you for your continued support.



## 2017 BOARD OF DIRECTORS



**President**



**David Ellingson**  
Poulsbo Fire Dept

**Secretary/Treasurer**



**Brad Lothspeich**  
Clark 6

**Vice President**



**Gerald Gustafson**  
Graham Fire & Rescue

**Region 1**



**Jack Hensley**  
Spokane 4

**Region 3**



**Dwight Vander Vorste**  
Grant 10

**Region 2**



**Brad Langdell**  
Walla Walla 5

**Region 5**



**Larry Kibbee**  
Skagit 13

**Region 8**



**Jerry Kolke**  
Clark Co Fire & Rescue

**Region 9**



**Gene Carmody**  
Pt Ludlow Fire & Rescue

**Region 7**



**Dan Rankin**  
W Pierce Fire & Rescue

**Region 7**

Pierce & Thurston  
Counties

**Region 6**



**Chris Elwell**  
King 2

**REGION 8**

Clark, Cowlitz, Lewis,  
Pacific,  
Skamania &  
Wahkiakum  
Counties

**REGION 1**

Ferry, Lincoln,  
Pend Oreille,  
Spokane & Stevens  
Counties

**REGION 2**

Adams, Asotin,  
Benton, Columbia,  
Franklin, Garfield,  
Walla Walla &  
Whitman Counties

**Region 4**



**Les Riel**  
Yakima 4

**REGION 5**

Island, San Juan,  
Skagit,  
Snohomish &  
Whatcom  
Counties

**REGION 6**

King County



## 2017 LEGISLATIVE COMMITTEE

*Chair &  
Region 7 Rep*  
**Dale Mitchell**  
East Pierce  
Fire & Rescue

*Region 1*  
**Jack Hensley**  
Spokane 4

*Region 2*  
**Todd Blackman**  
Franklin 3

*Region 3*  
**Mike Moore**  
Grant 10

*Region 4*  
**Brian Carlson**  
Kittitas 1

*Region 5*  
**Richard Schrock**  
S Snohomish Co  
Fire & Rescue

*Region 6*  
**Dominic Barrera**  
North Highline  
Fire District

*Region 8*  
**Richard Johnson**  
Clark 10

*Region 9*  
**Gerald Preuss**  
South Kitsap  
Fire & Rescue



## LEGISLATIVE PROGRAM

The association was active in protecting fire district levy capacity in 2017, as the legislature dealt with the state school funding issue. The WFCA took a leadership role in legislation authorizing the third fifty cents of levy authority without the requirement to hire a full time employee (HB 1166). We were also successful in changing the commissioner compensation adjustment date from July 1, 2018 to January 1, 2019 with the passage of SB 5122. Timing compensation adjustments to the start of a calendar year is a common-sense approach to the budgeting process.

The WFCA will remain an advocate for volunteer firefighter retention and recruitment and continue to actively lobby for increased funding for the North Bend Training Academy and wildfire grants and training through the Department of Natural Resources.

The Legislative Committee is to be commended for its efforts in discussing and deliberating members' concerns and formulating a plan of action for each session. Be sure to discuss any issues you have with your regional Legislative Committee representative (listed on the left panel of this page) so that they may be brought before the committee for consideration.

### HB 1166 BILL SIGNING



*Seated:* Governor Jay Inslee; *Standing (l-r):* David Ellingson, Legislative Assistant to Rep. Griffey Amber Oliver, Dale Mitchell, Roger Ferris, Representative Dan Griffey, his wife Dinah and grandson William, Ryan Spiller

### SB 5122 BILL SIGNING



*Seated:* Governor Jay Inslee; *Standing (l-r):* Roger Ferris, David Ellingson, Senator Guy Palumbo, Dale Mitchell, Senator Dean Takko, Senator Jan Angel, Ryan Spiller

## MANAGEMENT EXCELLENCE AWARD PROGRAM

The purpose of the Management Excellence Award Program is to give recognition to districts and regional fire authorities for their outstanding leadership, innovative ideas and progressive achievement. Entries are submitted to the association office and judged each summer.

Congratulations to the fire service organizations that were awarded trophies and plaques at the conference in Spokane: Chelan Fire & Rescue, Clallam 4, Franklin 3, Grant 3, Jefferson 4, Central Kitsap Fire & Rescue, Skagit 13, Spokane 4, Spokane 8, Thurston 6, West Thurston Regional Fire Authority and Yakima 12. Keep up the excellent work!

1st Place-Category A (Tied)



SPOKANE 4



SPOKANE 8

1st Place-Category B



CHELAN FIRE  
& RESCUE



## EDUCATIONAL PROGRAMS

The Education Committee, with input from members, established top-notch curriculum designed to deal with issues and challenges that face today's fire service administrators.

Several people benefitted from the educational grant program, which provides complimentary registration for those whose agencies have an assessed value of \$50 million or less. Thank you to the following associate members whose generous support made this year's grants possible: BIAS Software, Chmelik Sitkin & Davis, D. A. Davidson & Co., Emergency Services Insurance Program (ESIP), Enduris, Martin Nelson & Co., Northwest Safety Clean, Rice Fergus Miller Architecture & Planning, Sound Employment Solutions, TCA Architecture Planning and WFCA Health Care Program.

## Saturday Seminar Series



*Pictured, bottom row (l-r): David Ellingson, Les Riel, Lee Boling; top row: Christine Johnson, Roy Waugh, Kinnon Williams*

The Saturday Seminars in Spokane and Ocean Shores featured Attorney Kinnon Williams facilitating mock special meetings with "real" boards of commissioners. This highly rated seminar focused on a variety of issues that come up during the course of commissioner meetings and how to



*Pictured: Olivia (thanks, Kinnon, for letting her take part)*

deal with some of the "hairier" ones (what do you do when a member of the public brings their disruptive dog to a meeting?). The commissioners and secretaries who served on the mock panels did a fantastic job—they kept it informative, interesting and fun!

The Chelan workshop wrapped up the Seminar Series, offering new and innovative ways to establish or update Strategic Plans.



*Pictured, bottom row (l-r): Lee Boling, Jack Hensley, Chuck Vyverberg; top row: Kinnon Williams, Lena Mack, Bruce Holloway*

## Annual Conference

Held at the Davenport Grand Hotel in Spokane, conference was attended by 423 fire service administrators and others who enjoyed the new facility (the photo, right, shows the hotel ballroom under construction in 2014), educational programs, and camaraderie.

Gordon Graham provided the keynote address, sponsored by Enduris, and also spoke on themes for success. Other presentations featured legal issues, auditor tips, Surveying and Rating Bureau criteria, tribal contract negotiations and leadership in action.

Conference was a success, thanks to the commissioners who donated their time on the committees that made it happen, as well as to all who attended.



*1st Place-Category C*

FRANKLIN 3



*1st Place-Category D*

CLALLAM 4

*Pictured left are first place winners of the 2017 Management Excellence Awards.*

## EDUCATION COMMITTEE

### Chair

Les Riel, Yakima 4

### Members

Lee Boling, Spokane 8

Mike Creighton, Mason 3

Ed Egan, East Pierce Fire & Rescue

Milt Harper, South Bay Fire Department

Meredith Hutchins, Thurston 13

Robert Muhleman, Central Kitsap Fire & Rescue

Adam Rosenlund, Graham Fire & Rescue

Roy Waugh, Snohomish 7

## CONFERENCE HOST COMMITTEE

### Chair

Thomas McGarry, Spokane 9

## NOMINATING COMMITTEE

### Chair

Jim Farrell, Mountain View Fire & Rescue

### Members

Deborah Fortner, Columbia 2

Mike Moore, Grant 10

Steve Lich, Camano Island Fire & Rescue

Candy McCullough, Vashon Island Fire & Rescue

Gerald Preuss, South Kitsap Fire & Rescue

## PARLIAMENTARIAN

Brian Snure, Snure Law Office

## CONFERENCE SERGEANT AT ARMS

Jerry Bragg



*Members received a hard copy of the 2017 Washington State Fire Service Directory as well as login credentials for the official online directory.*





**WASHINGTON FIRE COMMISSIONERS ASSOCIATION**  
**Fund Resources and Uses Arising from Cash Transactions**  
**For the Fiscal Year Ended December 31, 2017**

	<b>2017</b> <b><u>General Fund</u></b>	<b>2017</b> <b><u>Health Care Fund</u></b>	<b>2017</b> <b><u>Building Fund</u></b>
Beginning Cash and Investments	515,797	22,931,696	26,321
Revenues:			
Membership Dues	419,017		
Conference/Seminar Income	188,876		
Interest Income	5,484	266,469	361
Sale of Forms/Subscriptions/Advertisements	24,005		
Building Utilities			51,312
Stop Loss Reimbursement		555,127	
Subrogation		42,899	
Retiree Drug Subsidy		13,474	
RX Return		186,011	
Health Contract Premiums		25,146,731	
Tenant Leases	8,500	58,574	166,189
Other Financing Sources	970		
Total Revenues and Other Sources	<u>646,853</u>	<u>26,269,285</u>	<u>217,862</u>
Total Resources	<u>1,162,650</u>	<u>49,200,982</u>	<u>244,182</u>
Expenditures:			
Salaries and Benefits	417,711	206,889	25,200
Conferences and Seminars	141,248	4,249	
Travel	14,236	4,111	
Postage	6,661		
Printing	9,736	3,650	
Telephone/Website/Email	7,683	4,000	
Supplies	4,708		
Professional Services	79,970	16,979	
Insurance	2,884	1,191	
Committees	3,251	5,891	
Legislative Expense	3,205		
Health Care Program Expense		9,100	
Risk Management Assessment Fee		4,474	
Equipment Purchase/Rental/Maintenance	5,029	1,508	
Building Utilities/Repairs/Property Tax	20,773	34,969	122,483
Health Contract Claims Payments		28,252,490	
Core Life/Wellness Web Portal/Teladoc		22,906	
Investment Expense		2,303	
Miscellaneous	1,000	404	
Total Expenditures	<u>718,095</u>	<u>28,575,113</u>	<u>147,683</u>
Other Financing Uses			58,574
Total Expenditures and Other Uses	<u>718,095</u>	<u>28,575,113</u>	<u>206,257</u>
Excess (Deficit) of Resources Over Uses	<u>444,555</u>	<u>20,625,868</u>	<u>37,925</u>
Ending Cash and Investments	<u>444,555</u>	<u>20,625,868</u>	<u>37,925</u>

**2017 BUDGET COMMITTEE**

*Chair:* Brad Lothspeich (Clark 6) — *Members:* Bill Anderson (Spokane Valley Fire Department), Dan Rankin (West Pierce Fire & Rescue), Steven Slater (Southeast Thurston Fire Authority), Chuck Vyverberg (Spokane 8)

**FUND BALANCES as of December 31, 2017**

- **OPERATING \$444,555.05**  
*(Public funds, primarily membership dues, used for general operation of the WFCA)*
- **FORUM BUILDING \$37,924.72**  
*(Tenant leases fund building maintenance and operation. Capital return to operating fund & health care capital reserve)*
- **PRIVATE FUNDS ACCOUNT \$13,918.47**  
*(Funds received from private sources, primarily associate membership dues, used specifically for attendance/hosting of legislative events)*
- **HEALTH CARE RESERVE \$20,625,868.45**  
*(Public funds dedicated to the WFCA Health Care Program)*



# WASHINGTON FIRE COMMISSIONERS ASSOCIATION COMPARATIVE FINANCIAL REPORT For Fiscal Years Ended December 31, 2015, 2016 and 2017

ACCOUNT	2015	2016	2017
<b>OPERATING FUNDS</b>			
South Sound Bank (MM Checking Account)	\$ 378,938.54	\$ 396,439.36	\$ 284,001.31
South Sound Bank (Certificate of Deposit)	118,170.84	119,357.97	120,553.74
Equipment/Operational Services Reserve			
South Sound Bank (MM Checking Account)			40,000.00
<b>TOTAL OPERATING FUNDS</b>	<b>\$ 497,109.38</b>	<b>\$ 515,797.33</b>	<b>\$ 444,555.05</b>
<b>FORUM BUILDING ACCOUNT</b>			
South Sound Bank (MM Checking Account)	\$ 31,209.66	\$ 26,320.52	\$ 37,924.72
<b>TOTAL FORUM BUILDING ACCOUNT</b>	<b>\$ 31,209.66</b>	<b>\$ 26,320.52</b>	<b>\$ 37,924.72</b>
<b>PRIVATE FUNDS ACCOUNT</b>			
South Sound Bank (MM Checking Account)	\$ 14,781.09	\$ 12,982.96	\$ 13,918.47
<b>TOTAL PRIVATE FUNDS ACCOUNT</b>	<b>\$ 14,781.09</b>	<b>\$ 12,982.96</b>	<b>\$ 13,918.47</b>
<b>HEALTH CARE RESERVE</b>			
South Sound Bank (MM Checking Account)	\$ 2,078,346.10	\$ 2,493,378.35	\$ 210,670.22
Local Government Investment Pool	7,647,068.89	7,682,567.62	7,756,821.60
Time Value Investments (Bonds)	9,966,009.71	10,699,080.89	10,694,173.80
Health Care Claim Reserve			
South Sound Bank (Wire Account)	3,274,369.47	2,023,834.18	1,889,012.39
Health Care Capital Reserve			
South Sound Bank (MM Account)	41,705.25	50,930.70	75,190.44
<b>TOTAL HEALTH CARE RESERVE</b>	<b>\$ 23,007,499.42</b>	<b>\$ 22,949,791.74</b>	<b>\$ 20,625,868.45</b>





## HEALTH CARE COMMITTEE

### *Chair*

**Jack Hensley**, Spokane 4

### *Members*

**Gene Carmody**, Port Ludlow Fire & Rescue

**Ken Eakin**, Yakima 12

**Jim Farrell**, Mountain View Fire & Rescue

**Brad Langdell**, Walla Walla 5

## E-911 ADVISORY COMMITTEE

### *WFOA Representative*

**Judy Wilson**, Lacey Fire District 3

### *Alternate*

**Gillian Gregory**, North Kitsap Fire & Rescue

## BYLAWS COMMITTEE

### *Chair*

**Thomas McGarry**, Spokane 9

### *Members*

**Larry Kibbee**, Skagit 13

**Ron Shuck**, Franklin 3

**Jonathan Sprouffske**, Southeast  
Thurston Fire Authority

**Dick West**, Central Kitsap Fire & Rescue

## NATIONAL ASSOCIATION OF ELECTED FIRE OFFICIALS (NAEFO)

### *WFOA Representative*

**Gerry Gustafson**, Graham Fire & Rescue

## FIRE SERVICE LEADERSHIP FORUM

### *Chair*

**Dale Mitchell**, East Pierce Fire & Rescue

### *Member*

**Jack Hensley**, Spokane 4

## FIREFIGHTER TECHNICAL REVIEW COMMITTEE

### *WFOA Representative*

**David Ellingson**, Poulsbo Fire Department

### *Alternate*

**Richard Small**, South Bay Fire Department

## HEALTH & WELFARE BENEFITS PROGRAM

The WFOA self-funded medical program and dental plan experienced no premium increase for the fourth year in a row, and the insured plans saw a small increase. Program enrollment grew by six percent in 2017.

The Program continued to experience higher utilization of medical services in 2017 and an even greater increase than last year of large claims (those exceeding the \$50,000 threshold). However, because of careful management by the Health Care Committee, which oversees the operation of the Program, the year-end fund balance was \$20.6 million. This far exceeds state of Washington requirements and industry standards.

You can be assured that the Committee and Board of Directors are committed to offering member fire districts and RFAs with the best coverage available at competitive, affordable prices, as the association has done for over 40 years.

The end of 2017 marked the retirement of Jim Lux as WFOA Health Care Manager. Jim worked for nine years on behalf of the Program and we wish him well on the next chapter of his life.

The following fire districts and regional fire authorities participated in the WFOA Health Care Program in 2017:

**ADAMS COUNTY** - District 5

**ASOTIN COUNTY** - District 1

**BENTON COUNTY** - Districts 1, 2, West  
Benton Fire Rescue, Districts 4, 6

**CHELAN COUNTY** - Districts 1, 3, 5, Chelan  
Fire & Rescue

**CLALLAM COUNTY** - Clallam 2 Fire-Rescue,  
Districts 3, 5, 6

**CLARK COUNTY** - Districts 3, 5, 6, East Co  
Fire & Rescue, District 10, Clark Co Fire &  
Rescue, District 13, North Country EMS

**COLUMBIA COUNTY** - District 3

**COWLITZ COUNTY** - District 1, Cowlitz 2 Fire  
& Rescue, Districts 5, 6

**DOUGLAS COUNTY** - District 2

**FRANKLIN COUNTY** - District 3

**GARFIELD COUNTY** - District 1

**GRANT COUNTY** - Districts 3, 4, 5, 8, 10, 11

**GRAYS HARBOR COUNTY** - Districts 2, 5

**ISLAND COUNTY** - North Whidbey Fire and  
Rescue, South Whidbey Fire/EMS, Central  
Whidbey Island Fire & Rescue

**JEFFERSON COUNTY** - East Jefferson Fire-  
Rescue, District 2, Port Ludlow Fire &  
Rescue, District 4

**KING COUNTY** - District 2, North Highline  
Fire District, Vashon Island Fire & Rescue,  
Districts 20, 25, 34, 40, Mountain View Fire  
& Rescue, Districts 45, 50, Snoqualmie Pass  
Fire & Rescue

**KITSAP COUNTY** - Central Kitsap Fire &  
Rescue, Bainbridge Island Fire Department,  
South Kitsap Fire & Rescue, Poulsbo Fire  
Department, Kitsap 911

**KITTITAS COUNTY** - Kittitas Valley Fire &  
Rescue, District 7

**Klickitat County** - District 3

**LEWIS COUNTY** - Districts 2, 3, 5, 6, 10,  
Randle Fire & EMS, District 15

**MASON COUNTY** - Districts 3, 4, 6, 11, 12, 13

**OKANOGAN COUNTY** - District 6

**PACIFIC COUNTY** - District 1

**PEND OREILLE COUNTY** - District 2

**PIERCE COUNTY** - Districts 10, 13, Riverside  
Fire & Rescue, Orting Valley Fire & Rescue,  
Graham Fire & Rescue, Anderson Island Fire-  
Rescue

**SAN JUAN COUNTY** - Orcas Island Fire &  
Rescue, San Juan Island Fire Department,  
District 4

**SKAGIT COUNTY** - District 13

**SKAMANIA COUNTY** - District 4

**SNOHOMISH COUNTY** - Districts 4, 5, 7,  
Lake Stevens Fire, Marysville Fire District,  
Districts 15, 17, 19, 21, 22, 26, 27, 28

**SPOKANE COUNTY** - Districts 3, 4, 8, 10,  
Newman Lake Fire & Rescue

**STEVENS COUNTY** - Districts 1, 10

**THURSTON COUNTY** - Lacey Fire District 3,  
McLane Black Lake Fire Department, South  
Bay Fire Department, Districts 12, 13, 17,  
Southeast Thurston Fire Authority, West  
Thurston Regional Fire Authority

**WALLA WALLA COUNTY** - Districts 4, 5

**WHATCOM COUNTY** - Districts 1, 11, 14, 17,  
18, South Whatcom Fire Authority

**YAKIMA COUNTY** - Districts 1, 4, 5, 6, 12



## 2017 ASSOCIATE MEMBERS

Action Training Systems  
Adjusters International Pacific NW  
Airlift Northwest  
Akron Brass Company  
American Medical Response  
Architects West Inc  
AT&T Public Safety Solutions,  
FirstNet Program  
Ategan Technologies LLC  
Bates Technical College  
Benz Air Engineering Co  
BIAS Software  
Bio Clean Inc  
Braun Northwest Inc  
Cascade Fire Equipment Corp  
Chmelik Sitkin & Davis PS  
Cities Insurance Association of WA  
Cline & Casillas  
Cosco Fire Protection  
Crawford Door LLC  
D A Davidson & Company  
Cabot Dow Associates Inc

E & F Recovery LLC  
Emergency Services Consulting  
International  
Enduris  
Enerspect Medical Solutions  
Falck Northwest  
FDM Software Ltd  
Fire Service Repair LLC  
Fire Sprinkler Advisory Board of  
Puget Sound  
First-In Training & Education (FITE)  
Foster Pepper PLLC  
Mark Freitas, CCIM  
K & L Gates  
General Fire Apparatus Inc  
Gitt's Spring Company  
Heritage Restoration Inc  
Hillis Clark Martin & Peterson  
Hub Fire Engines & Equipment  
Hughes Fire Equipment Inc  
Inland Insurance Inc  
Inslee Best Doezie Ryder PS  
International Code Council  
Johnson Controls  
Kroesen's Uniform Company  
Kutak Rock LLP

Lawhead Architects PS  
Lexipol  
Life Flight Network LLC  
Lighthouse Uniform Company  
Liz Loomis Public Affairs  
MacIvennie Associates Inc  
McNeil & Co Inc (ESIP)  
National Hose Testing Specialties  
Martin Nelson & Company Inc  
Nicholson & Associates Insurance  
Northwest Safety Clean  
OXARC Inc  
Pacific Northwest Hydro  
Parker Smith & Feek  
Daniel Crowner, Patterson  
Buchanan Fobes & Leitch Inc  
Performance Warehouse  
Perkins Coie LLP  
Piper Jaffray & Co  
Property Casualty Insurance of  
America  
Prothman Company  
Provident Agency Inc  
Public Safety Testing Inc  
Puget Sound Instrument Co  
Quinn & Quinn PS, Firehouse Lawyers

Randco Tanks & Equipment  
Resource Solutions LLC  
Rice Fergus Miller Architecture &  
Planning  
Romaine Electric Corp  
SeaWestern Fire Apparatus  
Snure Law Office PSC  
Sound Employment Solutions  
South Beach Fire & EMS  
Sprung Instant Structures Inc  
Stradling Yocca Carlson & Rauth PC  
Stryker  
Systems Design  
TCA Architecture Planning Inc  
True North Emergency Equipment  
Trusted Plans Service Corp  
Unifire Inc  
Ventry Solutions Inc  
Vision Municipal Solutions LLC  
Washington Automated Inc  
Washington State Correctional  
Industries  
Washington State Treasurer's Office  
Washington Surveying & Rating Bureau  
Weidner Fire  
Whelen Engineering Co Inc

## 2017 SERVICE AWARDS



50 YEARS



35 YEARS



25 YEARS



15 YEARS



20 YEARS



10 YEARS

Commissioners pictured were honored for their years of service at the annual conference in October. A complete list of service award recipients was published in the fourth quarter Fireline newsletter.



## 2017 MEMBERS

### GROUP I

(Less than \$25,000,000 AV)

Adams Co Fire District 4  
Blue Mountain Fire District 1  
Klickitat Co Fire District 15  
Okanogan Co Fire District 2  
Okanogan Co Fire District 12  
Garfield Volunteer Fire Dept

### GROUP II

(\$25-50,000,000 AV)

Adams Co Fire District 6  
Clallam Co Fire District 6  
Douglas Co Fire District 3  
Grant Co Fire District 14  
Grays Harbor Co Fire District 16  
Grays Harbor Co Fire District 17  
Kittitas Co Fire District 4  
Klickitat Co Fire District 8  
Klickitat Co Fire District 11  
Klickitat Co Fire District 12  
Lewis Co Fire District 17  
Lewis Co Fire District 18  
Lincoln Co Fire District 9  
Okanogan Co Fire District 10  
Okanogan Co Fire District 11  
Pend Oreille Co Fire District 5  
Pend Oreille Co Fire District 8  
Snohomish Co Fire District 23  
Stevens Co Fire District 13  
Thurston Co Fire District 16  
Wahkiakum Co Fire District 2  
Whitman Co Fire District 5  
Yakima Co Fire District 7  
Yakima Co Fire District 11

### GROUP III

(\$50-75,000,000 AV)

Adams Co Fire District 3  
Adams Co Fire District 7  
Clallam Co Fire District 5  
Columbia Co Fire District 2  
Grant Co Fire District 6  
Grays Harbor Co Fire District 3  
Grays Harbor Co Fire District 4  
Grays Harbor Co Fire District 6  
Jefferson Co Fire District 5  
Klickitat Co Fire District 14  
Lewis Co Fire District 9  
Lewis Co Fire District 11  
Lewis Co Fire District 16  
Okanogan Co Fire District 7  
Aeneas Valley Fire District 16  
Pierce Co Fire District 25  
Skagit Co Fire District 1  
Skagit Co Fire District 15

Snohomish Co Fire District 27  
Spokane Co Fire District 12  
Stevens Co Fire District 10  
Whitman Co Fire District 1  
Whitman Co Fire District 3

### GROUP IV

(\$75-100,000,000 AV)

Franklin Co Fire District 2  
Lewis Co Fire District 13  
Lincoln Co Fire District 1  
Pacific Co Fire District 2  
Pacific Co Fire District 5  
Skagit Co Fire District 19  
Skamania Co Fire District 5  
Skamania Co Fire District 6  
Snohomish Co Fire District 28  
Stevens Co Fire District 8  
Stevens Co Fire District 11  
Stevens Co Fire District 12  
Walla Walla Co Fire District 7  
Whitman Co Fire District 13

### GROUP V

(\$100-300,000,000 AV)

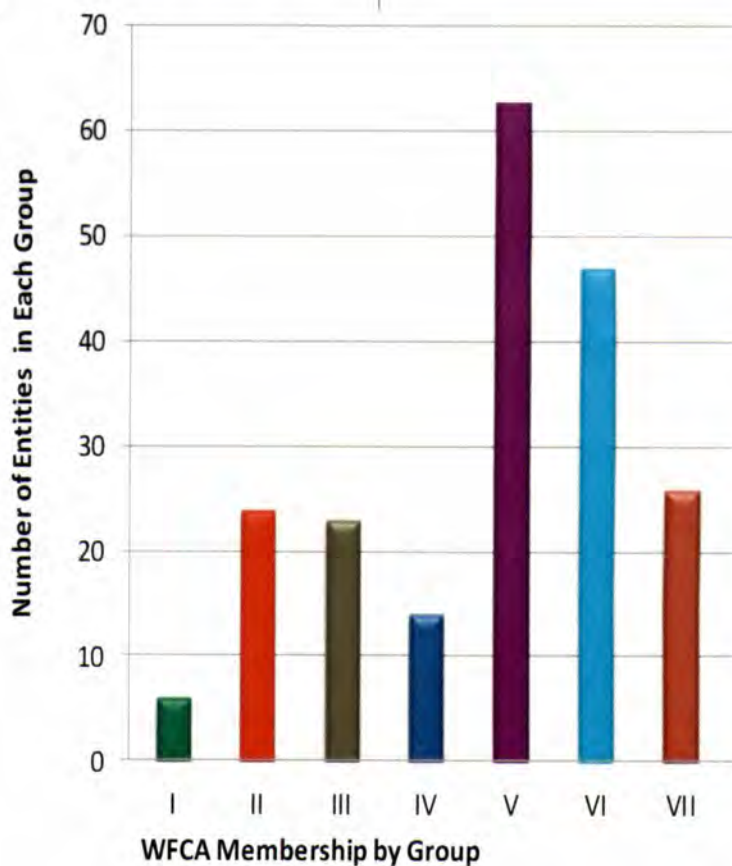
Adams Co Fire District 1/  
Lincoln 10  
Benton Co Fire District 5  
Chelan Co Fire District 8  
Clallam Co Fire District 1  
Clallam Co Fire District 4  
Ferry/Okanogan Fire District 13  
Grant Co Fire District 11  
Grays Harbor Co Fire District 1  
Grays Harbor Co Fire District 7  
Grays Harbor Co Fire District 10  
Grays Harbor Co Fire District 12  
Grays Harbor Co Fire District 14  
Jefferson Co Fire District 4  
King Co Fire District 47  
King Co Fire District 50  
Snoqualmie Pass Fire & Rescue  
Kittitas Co Fire District 1  
Klickitat Co Fire District 1  
Klickitat Co Fire District 4  
Klickitat Co Fire District 6  
Lewis Co Fire District 3  
Lewis Co Fire District 4  
Lewis Co Fire District 10  
Randle Fire & EMS  
Lincoln Co Fire District 4  
Lincoln Co Fire District 6  
Lincoln Co Fire District 7  
Mason Co Fire District 1  
Mason Co Fire District 9  
Mason Co Fire District 11  
Mason Co Fire District 12  
Mason Co Fire District 13

Mason Co Fire District 16  
Mason Co Fire District 17  
Mason Co Fire District 18  
Okanogan Co Fire District 1  
Okanogan Co Fire District 4  
Pacific Co Fire District 3  
Pend Oreille Co Fire District 2  
Pend Oreille Co Fire District 4  
Riverside Fire & Rescue  
Pierce Co Fire District 26  
Anderson Island Fire-Rescue  
San Juan Co Fire District 5  
Skagit Co Fire District 10  
Skagit Co Fire District 12  
Skamania Co Fire District 1  
Skamania Co Fire District 3  
Darrington Fire District 24  
Spokane Co Fire District 5  
Stevens Co Fire District 5  
Stevens Co Fire District 6  
Walla Walla Co Fire District 1  
Walla Walla Co Fire District 2  
Walla Walla Co Fire District 3  
Walla Walla Co Fire District 6  
Whatcom Co Fire District 11  
Whatcom Co Fire District 17  
Whatcom Co Fire District 18  
Glacier Fire & Rescue  
Whitman Co Fire District 7  
Whitman Co Fire District 10  
Whitman Co Fire District 12  
Yakima Co Fire District 14

### GROUP VI

(\$300-600,000,000 AV)

Adams Co Fire District 2  
Benton Co Fire District 2  
North Country EMS  
Clark Co Fire District 13  
Cowlitz Co Fire District 1  
Cowlitz Co Fire District 3  
Douglas Co Fire District 4  
Franklin Co Fire District 1  
Franklin Co Fire District 4  
Franklin Co Fire District 5  
Grant Co Fire District 4  
Grant Co Fire District 10  
Grays Harbor Co Fire District 2  
Grays Harbor Co Fire District 5  
Grays Harbor Co Fire District 8  
Jefferson Co Fire District 2  
Kittitas Co Fire District 6  
Klickitat Co Fire District 2  
Klickitat Co Fire District 3  
Lewis Co Fire District 2  
Lewis Co Fire District 8  
Lewis Co Fire District 15  
Lincoln Co Fire District 5  
Mason Co Fire District 3  
Mason Co Fire District 6  
Okanogan Co Fire District 3  
Douglas/Okanogan Fire  
District 15  
Pierce Co Fire District 13  
Skagit Co Fire District 2





Skagit Co Fire District 3  
 Skagit Co Fire District 4  
 Skagit Co Fire District 5  
 Skagit Co Fire District 9  
 Skagit Co Fire District 13  
 Skagit Co Fire District 14  
 Skagit Co Fire District 17  
 Skamania Co Fire District 4  
 Snohomish Co Fire District 15  
 Snohomish Co Fire District 16  
 Snohomish Co Fire District 19  
 Snohomish Co Fire District 26  
 Newman Lake Fire & Rescue  
 Stevens Co Fire District 4  
 Whatcom Co Fire District 5  
 Whatcom Co Fire District 14  
 Yakima Co Fire District 1  
 Yakima Co Fire District 6

**GROUP VII**  
**(\$600,000,000-1 Billion AV)**

Adams Co Fire District 5  
 Benton Co Fire District 6  
 Chelan Co Fire District 5  
 Chelan Co Fire District 6  
 Lake Wenatchee Fire & Rescue  
 Clark Co Fire District 10  
 Columbia Co Fire District 3  
 Cowlitz Co Fire District 6  
 Garfield Co Fire District 1

Grant Co Fire District 8  
 Klickitat Co Fire District 7  
 Lewis Co Fire District 5  
 Mason Co Fire District 4  
 Skagit Co Fire District 6  
 Skagit Co Fire District 8  
 Skagit Co Fire District 11  
 Snohomish Co Fire District 5  
 Snohomish Co Fire District 22  
 Spokane Co Fire District 10  
 McLane Black Lake Fire Dept  
 Thurston Co Fire District 12  
 Thurston Co Fire District 13  
 Walla Walla Co Fire District 5  
 Whatcom Co Fire District 1  
 Whatcom Co Fire District 8  
 Yakima Co Fire District 2

**GROUP VIII**  
**(\$1 Billion-2 Billion AV)**

Asotin Co Fire District 1  
 Benton Co Fire District 4  
 West Benton Fire Rescue  
 Chelan Co Fire District 3  
 Chelan Fire & Rescue  
 Clallam 2 Fire-Rescue  
 East Co Fire & Rescue  
 Cowlitz Co Fire District 5  
 Franklin Co Fire District 3  
 Grant Co Fire District 5

Central Whidbey Island Fire & Rescue  
 East Jefferson Fire-Rescue  
 Port Ludlow Fire & Rescue  
 North Highline Fire District  
 King Co Fire District 20  
 King Co Fire District 27  
 Enumclaw Fire Department  
 King Co Fire District 38  
 Renton Regional Fire Authority  
 Kittitas Co Fire District 7  
 Lewis Co Fire District 6  
 Riverside Fire Authority  
 N Mason Regional Fire Authority  
 Okanogan Co Fire District 6  
 Pacific Co Fire District 1  
 South Pierce Fire and Rescue District 17  
 Orting Valley Fire & Rescue  
 Orcas Island Fire & Rescue  
 San Juan Co Fire District 4  
 Snohomish Co Fire District 10  
 Marysville Fire District  
 Snohomish Co Fire District 17  
 Snohomish Co Fire District 21  
 Spokane Co Fire District 3  
 Stevens Co Fire District 1  
 Thurston Co Fire District 6  
 South Bay Fire Department  
 McLane Black Lake Fire Dept  
 West Thurston Regional Fire Authority  
 Walla Walla Co Fire District 4  
 Whatcom Co Fire District 4  
 South Whatcom Fire Authority  
 Yakima Co Fire District 4  
 Yakima Co Fire District 12

**GROUP IX**  
**(\$2 Billion-3 Billion AV)**  
 Benton Co Fire District 1  
 Clark Co Fire District 3  
 Cowlitz 2 Fire & Rescue  
 Grant Co Fire District 3  
 North Whidbey Fire and Rescue  
 Vashon Island Fire & Rescue  
 King Co Fire District 40  
 Mountain View Fire & Rescue  
 King Co Fire District 45  
 North Kitsap Fire & Rescue  
 Kittitas Valley Fire & Rescue  
 Central Mason Fire & EMS  
 Pierce Co Fire District 10  
 Key Peninsula Fire  
 San Juan Island Fire Department  
 North County RFA  
 Spokane Co Fire District 8  
 SE Thurston Fire Authority  
 Yakima Co Fire District 5

**GROUP X**  
**(\$3 Billion-4 Billion AV)**

Douglas Co Fire District 2  
 Camano Island Fire & Rescue  
 Poulsbo Fire Department  
 Spokane Co Fire District 4  
 Thurston Co Fire District 17  
 North Whatcom Fire & Rescue

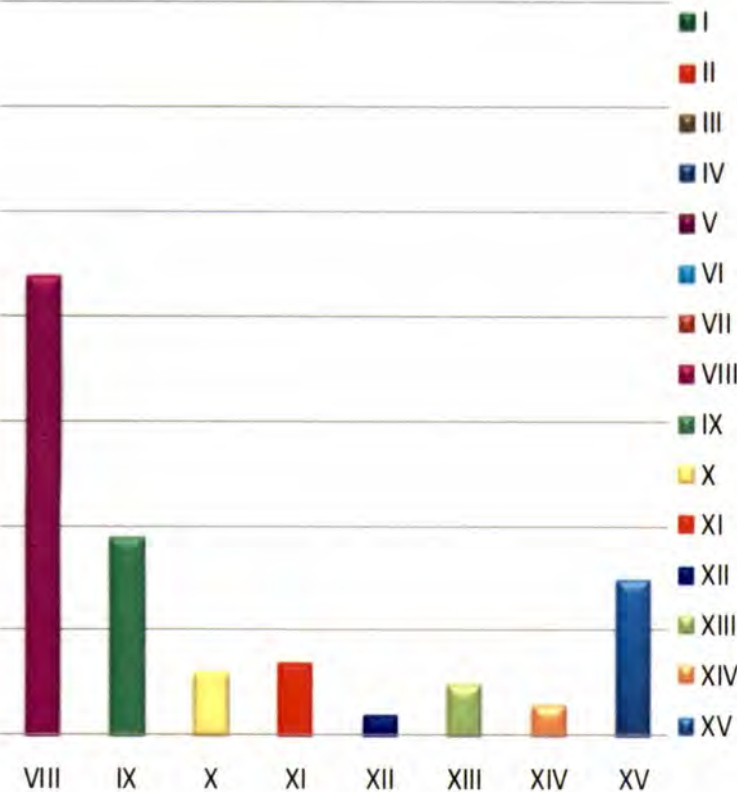
**GROUP XI**  
**(\$4 Billion-5 Billion AV)**  
 Chelan Co Fire District 1  
 Clallam Co Fire District 3  
 Clark Co Fire & Rescue  
 South Whidbey Fire/EMS  
 Snohomish Fire and Rescue  
 Spokane Co Fire District 9  
 Whatcom Co Fire District 7

**GROUP XII**  
**(\$5 Billion-6 Billion AV)**  
 King Co Fire District 34  
 Lake Stevens Fire

**GROUP XIII**  
**(\$6 Billion-7 Billion AV)**  
 King Co Fire District 10  
 Maple Valley Fire & Life Safety  
 Bainbridge Island Fire Dept  
 Kitsap 911  
 Graham Fire & Rescue

**GROUP XIV**  
**(\$7 Billion-8 Billion AV)**  
 King Co Fire District 2  
 Central Kitsap Fire & Rescue  
 South Kitsap Fire & Rescue

**GROUP XV**  
**(Over \$8 Billion AV)**  
 Clark Co Fire District 5  
 Clark Co Fire District 6  
 Shoreline Fire Department  
 Woodinville Fire & Rescue  
 South King Fire & Rescue  
 Puget Sound Regional Fire Authority  
 Tacoma Fire Department  
 West Pierce Fire & Rescue  
 Gig Harbor Fire & Medic One  
 Central Pierce Fire & Rescue  
 East Pierce Fire & Rescue  
 South Snohomish Co Fire & Rescue  
 Snohomish Co Fire District 7  
 Spokane Valley Fire Department  
 Lacey Fire District 3







## MISSION STATEMENT

We inform, educate,  
represent, lead and serve  
**Fire Districts**  
&  
**Regional Fire Authorities**  
of Washington State  
in the  
preservation and protection  
of life and property.

### Roger Ferris

Executive Director  
rogerf@wfca.wa.gov

### Nora Eyllenfeldt

Administrative Manager  
nora@wfca.wa.gov

### Sandy Babcock

Finance Manager  
sandyb@wfca.wa.gov

### Jim Lux

Health Care Manager  
jiml@wfca.wa.gov

### Amber Nolan

Member Services Coordinator  
ambern@wfca.wa.gov

### Capitol Connection

Ryan Spiller &  
Sandi Swarthout  
ryan@capconn.net



## WASHINGTON FIRE COMMISSIONERS ASSOCIATION

605 11th Ave SE, Suite 205, Olympia, WA 98501 | Mailing: PO Box 134, Olympia, WA 98507  
(360) 943-3880 | (800) 491-9322 | wfca@wfca.wa.gov | www.wfca.wa.gov



## Governing Board Agenda Item

SUBJECT/TITLE: Purchase of an E-One Engine

STAFF CONTACT: DC DeSmith

### SUMMARY STATEMENT:

Order a 2018 E-One Engine to arrive and invoice paid in February 2019.

### FISCAL IMPACT:

Expenditure \$659,983.00 w/ tax

Revenue \_\_\_\_\_

Currently in the Budget Yes ☒ No ☐

### SUMMARY OF ACTION:

New engine in line with Capital Fleet Replacement schedule to replace 1999 E-One reserve engine.

Reviewed by Legal Yes ☐ No ☒

### EXHIBITS:

Electronic purchase proposal.

### RFA GOVERNANCE BOARD RECOMMENDED ACTION:

I move that the Board approve the purchase of a new E-One engine, and allow the Renton Regional Fire Authority staff to oversee the build and delivery in February 2019.



CUSTOMIZING QUALITY SOLUTIONS AND RELIABLE SERVICE FOR YOUR FIRE AND SAFETY NEEDS

February 26, 2018

Renton Regional Fire Authority  
Captain Erik Hammes  
1055 South Grady Way  
Renton, WA. 98055

Dear Captain Hammes,

**Cascade Fire & Safety, in partnership with and on behalf of E-One** are pleased to present this proposal to the Renton Regional Fire Authority for one (1) or more new E-One Mainline Pumper and one (1) new E-One HP-100 rear mount Platform Aerial, both apparatus featuring an E-One Cyclone II custom cab and chassis.

Our proposal is based on your agency utilizing the HGACBuy purchasing method of which Renton RFA has a current Interlocal Cooperative Agreement with to do so. Our proposal costs listed below include all HGAC related costs and are based on both units being included on a single purchase order.

**Investment:** One (1) or more new E-One Cyclone II Mainline Pumper(s) and one (1) or more E-One Cyclone II HP-100 Rear Mount Platform Aerial per the submitted Sales Drawings and Specifications:

**Custom Cyclone II Pumper: \$599,985.00 Per Unit Cost**

**Custom Cyclone II HP-100 Platform Aerial: \$1,191,567.00 Per Unit Cost**

**Applicable Tax and Licensing Fees are not included and are to be paid by Renton RFA. F.O.B. Renton RFA, Renton, Washington**

Our proposal is based on a confirmed “staggered” delivery approach in which apparatus and equipment as proposed shall be ready for delivery as follows:

- The custom pumper shall be ready for delivery approximately 330 calendar days after order, and pre-billed in November of 2018 to coincide with the RFA’s preferred billing cycle. Payment will be due upon delivery to Renton RFA and the units Manufacturer’s Statement of Origin will be ordered at that time.
- The custom HP-100 rear mount aerial will be ready for delivery approximately May of 2019, and pre-billed in April of 2019 to coincide with the RFA’s preferred billing cycle. Payment will be due upon delivery to Renton RFA and the units Manufacturer’s Statement of Origin will be ordered at that time.





CUSTOMIZING QUALITY SOLUTIONS AND RELIABLE SERVICE FOR YOUR FIRE AND SAFETY NEEDS

After completion and inspection of the units at E-One, the units will be transported to the Cascade Fire & Safety facility in Yakima, Washington for Pre-Delivery Inspection and Fire Department Final Inspection prior to delivery to Renton RFA. Delivery is subject to conditions beyond the control of Cascade Fire & Safety and E-One, such as chassis shortages, riots, strikes, fires or natural disaster occurrence which would render the manufacturer unable to operate their business.

Our proposal does not currently include Cascade Fire & Safety provided inspection trips at the E-One and all trips for Renton RFA personnel will be the responsibility of Renton RFA. Please note that we highly recommend that a Pre-Construction, Mid-Inspection, and Final Inspection are taken for these types of projects. Our intent would be to attempt to consolidate as many trips as possible in effort to reduce overall costs and time with at least the Pre-Construction being completed for both the pumper and aerial at the same time and possibly the Final inspection for the pumper and Mid-Inspection for the Platform being completed at the same time (if feasible). Should Renton RFA choose to have Cascade Fire & Safety include the costs of the trips in the overall purchase cost, please add \$2,200.00 per person per trip.

Our proposal cost does not currently include the provision for having E-One or Cascade Fire & Safety provide equipping and or mounting equipment other than what has been proposed however; this is an available option. Should this option be preferred, we would be more than happy to quote the costs for this service upon request prior to delivery of the completed units.

A qualified factory trained delivery engineer will be provided to properly demonstrate the completed unit to the purchaser in the operation, maintenance and care of the unit.

## CASCADE FIRE & SAFETY

Cascade Fire & Safety, located in Yakima, Washington has been providing service, equipment and Fire Apparatus to the Pacific Northwest Fire Service since 1945. Our company motto is “Customer First” from the time of order and through the lifetime of the apparatus, every time. Cascade Fire and Safety is best able to serves our customers today and for future generations because it’s not just business, it’s our family commitment!

Cascade Fire & Safety proudly services the Pacific Northwest Fire Service Community extending throughout Washington, Oregon, and Idaho for Emergency Apparatus, We also have an extensive line of loose equipment lines including PPE and all associated fire equipment needs allowing us to provide a “turn-key” apparatus should the customer desire. We have EVT Certified Technicians for pump testing, upgrading, and repair of all varieties of Emergency Equipment.



CUSTOMIZING QUALITY SOLUTIONS AND RELIABLE SERVICE FOR YOUR FIRE AND SAFETY NEEDS

Cascade Fire & Safety started as a Dealer for E-One in 1988 with a primary focus on working with Fire Departments and Fire Districts in Eastern Washington. In 2012 Cascade Fire & Safety in effort to expand our marketing reach became the exclusive dealer for KME of Nesquehoning PA. for Washington, Idaho, and Oregon. With the recent purchase of KME by the REV Group, Inc., Cascade Fire & Safety in August of 2016, became the exclusive dealer in the Pacific Northwest for both KME and E-One allowing us represent both of these highly respected and recognized name brand manufacturers. We are pleased to have partnered with both KME and E-One and are extremely proud to offer an unprecedented offering of high quality products to meet each and every Fire Department's needs.

Cascade Fire & Safety also manufacturers our own brand of mounts Skid Units, Wildland/Rescue Trucks, and Water Tenders with many in service today all across the Pacific Northwest.

Cascade Fire & Safety will strive to meet your department's unique needs with quality products, and follow them up with service for the long term.

## E-ONE & REV GROUP

E-One original began production of Emergency Apparatus in 1974 with the production of the first modular aluminum apparatus body in Ocala, Florida. With a simple philosophy of building high-quality stock and custom Fire Apparatus for the Fire Service with an emphasis on fair pricing and providing exceptional service through the E-One Dealer Group. Over a short period of time, E-One quickly earned the recognition as a premier Apparatus Builder in the industry and is commonly referred to as "America's Fire Truck".

E-One manufacturers a full line of custom apparatus and is a true Sole-Source builder. E-One manufacturers our own cabs, chassis, bodies, tanks, and aerial devices. During production, experienced craftsmen construct the vehicle to exacting standards using the latest cutting, welding and painting technologies. Every vehicle prior to leaving our facility receives extensive quality checks and testing to ensure it's ready to perform when the customer takes delivery.

With over 600 employees, E-One has experienced resources to support our customer's needs, and E-One still assigns a primary point of contact for each truck to coordinate all communications between E-One, the sales representative, and the client throughout the entire build process. The project manager is committed to ensuring the customers' needs and expectations are met from order to delivery every time.

In effort to continue to strive for excellence and provide the best product possible, E-One utilizes an ISO-compliant quality system. This ISO-compliant system requires written quality procedures and other procedures referenced within the pages of the manufacturer's Quality Manual, as well as all Work Instructions, Workmanship Standards, and Calibration Administration that directly or indirectly impacts this process shall be strictly adhered to. By virtue of this ISO compliance certification, E-One provides a custom cab-chassis, aerial, and body that is built to exacting standards in effort to meet and exceed the customer's expectations, and requirements.



CUSTOMIZING QUALITY SOLUTIONS AND RELIABLE SERVICE FOR YOUR FIRE AND SAFETY NEEDS

Each E-One vehicle is designed, manufactured and tested to perform under the most rigorous demands. Our products go through dozens of checks by both E-One and third party professionals to ensure every vehicle meets our demanding superior quality controls and safety requirements for operators and occupants. This starts at design with computer generated 3D models, through finite element analysis to verify structural integrity of the design to ensure quality and safety into every product.

In 2008, E-One was purchased by [American Industrial Partners](#) (AIP), an investment group from Federal Signal, and combined with [Fleetwood Enterprises](#), [Collins Industries](#) and [Halcore Group](#) formed [Allied Specialty Vehicles](#) in 2010. In 2010 Allied Specialty Vehicles became Allied Specialty Vehicles and in 2013 purchased Road Rescue, Horton Emergency Vehicles, and several other emergency vehicles manufacturers. In 2015, Allied Specialty Vehicles was renamed and rebranded as the REV Group Inc.

## CASCADE FIRE & SAFETY DEALERSHIP SERVICES

**Cascade Fire & Safety** is committed to be your single source warranty provider and is committed to be “one call does it all” organization. In doing so, you only need to call our Customer Service Department and regardless of chassis, body or other component warranty we are able to full fill the majority of your needs. Certain components such as the engine, transmission and drivetrain components which may be required to be handled by their own respective warranty-service facility.

Additional warranties are provided by their respective manufacturer with all warranties being administered with the assistance of **Cascade Fire & Safety**. Copies of all standard warranties are included in our proposal, and all warranties provided by any accessory manufacturer will be provided to the purchaser at the time of completion and delivery.

Additionally, Cascade Fire & Safety is also committed to providing the highest level of customer service possible and only utilizes EVT certified technicians to perform repairs and warranty work.

Service support is delivered by our skilled EVT technicians equipped with the latest technology to serve you. Our technicians undergo regular & extensive factory training on all product lines we support. We ensure that our customers have access to knowledgeable staff who knows the products we sell & service inside out and are qualified to offer the best advice and support possible. Complete parts and customer service are available through our facility in Yakima, Washington.

Due to the Fire Department’s geographical location in relation to our Yakima facility, Cascade Fire & Safety and E-One will allow Renton RFA to perform any and all warranty repairs within your capability for your convenience and we will not require the apparatus to be transported to Yakima however; this would require prior authorization by either Cascade Fire & Safety or E-One Customer Service. Cascade Fire & Safety also provides mobile service conducted by EVT certified technicians to perform repairs at your location on a case by case basis.





CUSTOMIZING QUALITY SOLUTIONS AND RELIABLE SERVICE FOR YOUR FIRE AND SAFETY NEEDS

In effort to provide the best service possible, we are committed to stocking a variety of parts and components that are common on our apparatus and all parts proposed shall be available for a minimum of 20 years from the time of delivery, subject to conditions beyond our control.

Again, we would like to thank the Renton Regional Fire Authority for considering our proposal as your business is vitally important to us, and we look forward to working with you on this important project. Feel free to contact myself or Mark Merritt, President, if you have any questions or concerns regarding our proposal.

Respectfully Submitted,

*Mark A. Shinkle*

Mark A. Shinkle  
Director of Sales



## Governing Board Agenda Item

SUBJECT/TITLE: Purchase of an E-One Aerial

STAFF CONTACT: DC DeSmith

### SUMMARY STATEMENT:

Order a 2018 E-One Aerial to arrive and invoice paid in May 2019.

### FISCAL IMPACT:

Expenditure \$1,310,723.70 w/ tax

Revenue \_\_\_\_\_

Currently in the Budget Yes ☒ No ☐

### SUMMARY OF ACTION:

New Aerial in line with Capital Fleet Replacement schedule to replace 1999 E-One reserve Aerial.

Reviewed by Legal Yes ☐ No ☒

### EXHIBITS:

Electronic purchase proposal.

### RFA GOVERNANCE BOARD RECOMMENDED ACTION:

I move that the Board approve the purchase of a new E-One Aerial, and allow the Renton Regional Fire Authority staff to oversee the build and delivery in May 2019.



CUSTOMIZING QUALITY SOLUTIONS AND RELIABLE SERVICE FOR YOUR FIRE AND SAFETY NEEDS

February 26, 2018

Renton Regional Fire Authority  
Captain Erik Hammes  
1055 South Grady Way  
Renton, WA. 98055

Dear Captain Hammes,

**Cascade Fire & Safety, in partnership with and on behalf of E-One** are pleased to present this proposal to the Renton Regional Fire Authority for one (1) or more new E-One Mainline Pumper and one (1) new E-One HP-100 rear mount Platform Aerial, both apparatus featuring an E-One Cyclone II custom cab and chassis.

Our proposal is based on your agency utilizing the HGACBuy purchasing method of which Renton RFA has a current Interlocal Cooperative Agreement with to do so. Our proposal costs listed below include all HGAC related costs and are based on both units being included on a single purchase order.

**Investment:** One (1) or more new E-One Cyclone II Mainline Pumper(s) and one (1) or more E-One Cyclone II HP-100 Rear Mount Platform Aerial per the submitted Sales Drawings and Specifications:

**Custom Cyclone II Pumper: \$599,985.00 Per Unit Cost**

**Custom Cyclone II HP-100 Platform Aerial: \$1,191,567.00 Per Unit Cost**

**Applicable Tax and Licensing Fees are not included and are to be paid by Renton RFA. F.O.B. Renton RFA, Renton, Washington**

Our proposal is based on a confirmed “staggered” delivery approach in which apparatus and equipment as proposed shall be ready for delivery as follows:

- The custom pumper shall be ready for delivery approximately 330 calendar days after order, and pre-billed in November of 2018 to coincide with the RFA’s preferred billing cycle. Payment will be due upon delivery to Renton RFA and the units Manufacturer’s Statement of Origin will be ordered at that time.
- The custom HP-100 rear mount aerial will be ready for delivery approximately May of 2019, and pre-billed in April of 2019 to coincide with the RFA’s preferred billing cycle. Payment will be due upon delivery to Renton RFA and the units Manufacturer’s Statement of Origin will be ordered at that time.



CUSTOMIZING QUALITY SOLUTIONS AND RELIABLE SERVICE FOR YOUR FIRE AND SAFETY NEEDS

After completion and inspection of the units at E-One, the units will be transported to the Cascade Fire & Safety facility in Yakima, Washington for Pre-Delivery Inspection and Fire Department Final Inspection prior to delivery to Renton RFA. Delivery is subject to conditions beyond the control of Cascade Fire & Safety and E-One, such as chassis shortages, riots, strikes, fires or natural disaster occurrence which would render the manufacturer unable to operate their business.

Our proposal does not currently include Cascade Fire & Safety provided inspection trips at the E-One and all trips for Renton RFA personnel will be the responsibility of Renton RFA. Please note that we highly recommend that a Pre-Construction, Mid-Inspection, and Final Inspection are taken for these types of projects. Our intent would be to attempt to consolidate as many trips as possible in effort to reduce overall costs and time with at least the Pre-Construction being completed for both the pumper and aerial at the same time and possibly the Final inspection for the pumper and Mid-Inspection for the Platform being completed at the same time (if feasible). Should Renton RFA choose to have Cascade Fire & Safety include the costs of the trips in the overall purchase cost, please add \$2,200.00 per person per trip.

Our proposal cost does not currently include the provision for having E-One or Cascade Fire & Safety provide equipping and or mounting equipment other than what has been proposed however; this is an available option. Should this option be preferred, we would be more than happy to quote the costs for this service upon request prior to delivery of the completed units.

A qualified factory trained delivery engineer will be provided to properly demonstrate the completed unit to the purchaser in the operation, maintenance and care of the unit.

## CASCADE FIRE & SAFETY

Cascade Fire & Safety, located in Yakima, Washington has been providing service, equipment and Fire Apparatus to the Pacific Northwest Fire Service since 1945. Our company motto is “Customer First” from the time of order and through the lifetime of the apparatus, every time. Cascade Fire and Safety is best able to serves our customers today and for future generations because it’s not just business, it’s our family commitment!

Cascade Fire & Safety proudly services the Pacific Northwest Fire Service Community extending throughout Washington, Oregon, and Idaho for Emergency Apparatus, We also have an extensive line of loose equipment lines including PPE and all associated fire equipment needs allowing us to provide a “turn-key” apparatus should the customer desire. We have EVT Certified Technicians for pump testing, upgrading, and repair of all varieties of Emergency Equipment.



CUSTOMIZING QUALITY SOLUTIONS AND RELIABLE SERVICE FOR YOUR FIRE AND SAFETY NEEDS

Cascade Fire & Safety started as a Dealer for E-One in 1988 with a primary focus on working with Fire Departments and Fire Districts in Eastern Washington. In 2012 Cascade Fire & Safety in effort to expand our marketing reach became the exclusive dealer for KME of Nesquehoning PA. for Washington, Idaho, and Oregon. With the recent purchase of KME by the REV Group, Inc., Cascade Fire & Safety in August of 2016, became the exclusive dealer in the Pacific Northwest for both KME and E-One allowing us represent both of these highly respected and recognized name brand manufacturers. We are pleased to have partnered with both KME and E-One and are extremely proud to offer an unprecedented offering of high quality products to meet each and every Fire Department's needs.

Cascade Fire & Safety also manufacturers our own brand of mounts Skid Units, Wildland/Rescue Trucks, and Water Tenders with many in service today all across the Pacific Northwest.

Cascade Fire & Safety will strive to meet your department's unique needs with quality products, and follow them up with service for the long term.

## E-ONE & REV GROUP

E-One original began production of Emergency Apparatus in 1974 with the production of the first modular aluminum apparatus body in Ocala, Florida. With a simple philosophy of building high-quality stock and custom Fire Apparatus for the Fire Service with an emphasis on fair pricing and providing exceptional service through the E-One Dealer Group. Over a short period of time, E-One quickly earned the recognition as a premier Apparatus Builder in the industry and is commonly referred to as "America's Fire Truck".

E-One manufacturers a full line of custom apparatus and is a true Sole-Source builder. E-One manufacturers our own cabs, chassis, bodies, tanks, and aerial devices. During production, experienced craftsmen construct the vehicle to exacting standards using the latest cutting, welding and painting technologies. Every vehicle prior to leaving our facility receives extensive quality checks and testing to ensure it's ready to perform when the customer takes delivery.

With over 600 employees, E-One has experienced resources to support our customer's needs, and E-One still assigns a primary point of contact for each truck to coordinate all communications between E-One, the sales representative, and the client throughout the entire build process. The project manager is committed to ensuring the customers' needs and expectations are met from order to delivery every time.

In effort to continue to strive for excellence and provide the best product possible, E-One utilizes an ISO-compliant quality system. This ISO-compliant system requires written quality procedures and other procedures referenced within the pages of the manufacturer's Quality Manual, as well as all Work Instructions, Workmanship Standards, and Calibration Administration that directly or indirectly impacts this process shall be strictly adhered to. By virtue of this ISO compliance certification, E-One provides a custom cab-chassis, aerial, and body that is built to exacting standards in effort to meet and exceed the customer's expectations, and requirements.





CUSTOMIZING QUALITY SOLUTIONS AND RELIABLE SERVICE FOR YOUR FIRE AND SAFETY NEEDS

Each E-One vehicle is designed, manufactured and tested to perform under the most rigorous demands. Our products go through dozens of checks by both E-One and third party professionals to ensure every vehicle meets our demanding superior quality controls and safety requirements for operators and occupants. This starts at design with computer generated 3D models, through finite element analysis to verify structural integrity of the design to ensure quality and safety into every product.

In 2008, E-One was purchased by [American Industrial Partners](#) (AIP), an investment group from Federal Signal, and combined with [Fleetwood Enterprises](#), [Collins Industries](#) and [Halcore Group](#) formed [Allied Specialty Vehicles](#) in 2010. In 2010 Allied Specialty Vehicles became Allied Specialty Vehicles and in 2013 purchased Road Rescue, Horton Emergency Vehicles, and several other emergency vehicles manufacturers. In 2015, Allied Specialty Vehicles was renamed and rebranded as the REV Group Inc.

## CASCADE FIRE & SAFETY DEALERSHIP SERVICES

**Cascade Fire & Safety** is committed to be your single source warranty provider and is committed to be “one call does it all” organization. In doing so, you only need to call our Customer Service Department and regardless of chassis, body or other component warranty we are able to full fill the majority of your needs. Certain components such as the engine, transmission and drivetrain components which may be required to be handled by their own respective warranty-service facility.

Additional warranties are provided by their respective manufacturer with all warranties being administered with the assistance of **Cascade Fire & Safety**. Copies of all standard warranties are included in our proposal, and all warranties provided by any accessory manufacturer will be provided to the purchaser at the time of completion and delivery.

Additionally, Cascade Fire & Safety is also committed to providing the highest level of customer service possible and only utilizes EVT certified technicians to perform repairs and warranty work.

Service support is delivered by our skilled EVT technicians equipped with the latest technology to serve you. Our technicians undergo regular & extensive factory training on all product lines we support. We ensure that our customers have access to knowledgeable staff who knows the products we sell & service inside out and are qualified to offer the best advice and support possible. Complete parts and customer service are available through our facility in Yakima, Washington.

Due to the Fire Department’s geographical location in relation to our Yakima facility, Cascade Fire & Safety and E-One will allow Renton RFA to perform any and all warranty repairs within your capability for your convenience and we will not require the apparatus to be transported to Yakima however; this would require prior authorization by either Cascade Fire & Safety or E-One Customer Service. Cascade Fire & Safety also provides mobile service conducted by EVT certified technicians to perform repairs at your location on a case by case basis.



CUSTOMIZING QUALITY SOLUTIONS AND RELIABLE SERVICE FOR YOUR FIRE AND SAFETY NEEDS

In effort to provide the best service possible, we are committed to stocking a variety of parts and components that are common on our apparatus and all parts proposed shall be available for a minimum of 20 years from the time of delivery, subject to conditions beyond our control.

Again, we would like to thank the Renton Regional Fire Authority for considering our proposal as your business is vitally important to us, and we look forward to working with you on this important project. Feel free to contact myself or Mark Merritt, President, if you have any questions or concerns regarding our proposal.

Respectfully Submitted,

*Mark A. Shinkle*

Mark A. Shinkle  
Director of Sales